

# **Efectos de comercio**

**Volumen, Financiación y Morosidad  
2007-2010**



**Mayo 2011**

---

## INTRODUCCION

---

Los efectos de comercio son el instrumento de pago aplazado más utilizado en la empresa española. En 2008 el volumen de efectos vencido en España superó los 400.000 millones de euros, equivalente al 36% de PIB del ejercicio.

Además de medio de pago, los efectos de comercio son utilizados en España como medio de financiación, especialmente por el segmento de pequeña y mediana empresa, a través de su descuento en bancos y cajas.

Por ello las estadísticas de efectos comerciales son reflejo preciso de gran parte de la actividad empresarial. Por un lado, como medio de pago de transacciones entre empresas, son una medida directa del nivel de actividad económica. Por otro lado, muestran el nivel de financiación que las empresas reciben a través de las líneas de descuento comercial.

El objetivo del presente estudio es mostrar la incidencia de la crisis económica de los últimos años en la actividad empresarial, a través de los datos que nos aporta el tráfico de efectos comerciales. El análisis se realiza desde tres puntos de vista:

1. El grado de uso como medio de Pago, para lo que se utilizan los datos de volumen de efectos vencidos. Reflejan el nivel de actividad económica canalizado a través de este medio de pago (Apartados 1 y 3 del informe).
2. El grado de uso como medio de financiación empresarial, para lo que se utilizan los datos de efectos en cartera en el sistema financiero (Apartado 2 del Informe)
3. La evolución del nivel de morosidad de los efectos comerciales vencidos, a través del volumen de efectos impagados, y que refleja en nivel de riesgo y calidad crediticia del tejido empresarial (Apartado 4 del Informe).

El informe toma de referencia los datos anuales desde el ejercicio 2002, año en que se inician las series estadísticas, pero se centra posteriormente en los datos trimestrales del periodo 2007-2010.

Todos los datos del presente informe se han confeccionado en base a la estadística de Efectos Comerciales que mensualmente presenta el Instituto Nacional de Estadística, con la que realiza el seguimiento del volumen de impagos en dichos instrumentos.

### **Acerca de CORFISA FINANCIAL:**

CORFISA FINANCIAL es una empresa financiera especializada en la financiación de capital circulante a PYMES. Pertenece a GFKL, grupo empresarial alemán de servicios financieros y tecnológicos.

Más información en [www.corfisa.com](http://www.corfisa.com)

---

## CONCLUSIONES

---

### VOLUMEN DE EFECTOS 2010

- El volumen de efectos comerciales vencidos en 2010 ha sido de 221.138 millones de euros, lo que representa un 20,8% del PIB del periodo.
- El volumen se ha reducido en 37.556 millones de euros con respecto a 2009 (-14,5%),
- Unido a los descenso de los años 2009 (-33,6%) y 2008 (-4,8%), el volumen de efectos en 2010 se ha reducido en 188.688 millones con respecto a 2007 (-46%).
- La cifra de 2010 (221.138 millones de euros) es la menor desde que se inició la serie estadística en 2002, cuando el volumen fue de 279.870 millones de euros.
- Por Comunidades Autónomas, el descenso con respecto a 2009 varía de manera significativa.
  - o Por encima del 20%, se encuentran Baleares (-26,9%), Canarias (25,1%), Castilla-La Mancha (-24,1%), Andalucía (-23,8%) y Murcia (-20,2)
  - o Las de menor reducción son Cataluña (-8,5%), La Rioja (-10,2%), Navarra y Madrid (-11,5% ambas).

### EFECTOS FINANCIADOS 2010

- Las Entidades Financieras han financiado 165.321 millones de euros de efectos comerciales en 2010, lo que representa un 74,7% del total de efectos en circulación.
- El volumen financiado supone 37.646 millones de euros menos que en 2009 (-18,5%).
- En 2009 se financió el 79% del volumen vencido, casi 5 puntos porcentuales menos que el año anterior.
- Por Comunidades Autónomas se aprecian diferencias en los porcentajes financiados:
  - o 10 Comunidades están por encima del 90% de importe financiado
  - o 5 Comunidades están entre el 80 y 90%
  - o Con porcentajes muy inferiores están Madrid (54,5%) y Cataluña (60,2%)

---

## CONCLUSIONES

---

### EVOLUCION VOLUMEN DE EFECTOS 2007-2010

- La tendencia negativa se inicia en el primer trimestre de 2008, cuando el volumen de efectos se estanca con respecto al trimestre anterior. A partir de ahí los descensos son continuos, alcanzando el mayor de los picos en el segundo trimestre de 2009 con un descenso del 15% con respecto al trimestre anterior.
- El año 2009 ha sido el de mayor impacto, cuando los descensos interanuales alcanzan el 28% el primer trimestre, y superan el 30% en los tres trimestres siguientes.
- El año 2010 se produce una suavización paulatina de la bajada, hasta llegar a un descenso interanual del 5% en el último trimestre.
- El último trimestre de 2010 es el primero en tres años en que el volumen de efectos vencidos aumenta con respecto al trimestre anterior. Aunque el aumento es reducido (1,2%), de confirmarse en el primer trimestre de 2011 puede representar un cambio de tendencia en el volumen de efectos de circulación.

### EVOLUCION MOROSIDAD 2007-2010

- La crisis empieza a subir el nivel de morosidad en el último trimestre de 2007, cuando alcanza el 3,37% frente al 2,59 del trimestre anterior. A lo largo de 2008 sube de forma exponencial, hasta alcanzar el nivel máximo de 7,20% en el cuarto trimestre.
- Desde comienzos del 2009 la tasa de impagados se ha venido reduciendo paulatinamente, hasta alcanzar en el último trimestre de 2010 el 3,21%, 70 puntos porcentuales por encima del segundo y tercer trimestre de 2007.
- Por Comunidades, las tasas máximas de impagados del periodo tienen importantes variaciones:
  - o 4 Comunidades han tenido una tasa máxima de doble dígitos: Andalucía (12,2%), Baleares (11,1%), Canarias (10,8%) y Murcia (10,7%).
  - o 3 han mantenido tasas por debajo del 5%: Asturias (4,16%), País Vasco (4,87%) y Navarra (4,57%).
  - o En el cuarto trimestre de 2010, sólo las 2 comunidades insulares mantienen niveles sensiblemente superiores a la media: Baleares 6,18% y Canarias 5,65%.

---

## **1. EFECTOS DE COMERCIO COMO MEDIO DE PAGO**

### **VOLUMEN ANUAL VENCIDO 2002-2010**

---

El volumen de efectos comerciales vencidos en 2010 ha sido de 221.138 millones de euros, lo que representa un 20,8% del PIB del periodo. El volumen se ha reducido en 37.556 millones de euros con respecto a 2009, lo que supone un descenso del 14,5%.

Durante el periodo 2002-2007, el volumen de pagos con efectos de comercio se mantiene en torno al 38% del PIB en todo el periodo, a partir de este año, el porcentaje de efectos sobre el PIB va decreciendo, produciéndose un descenso muy brusco de 2008 a 2009 (más de un 10%). En 2010 el importe de efectos comerciales representó el 20,81%, un 18% menos que lo representado en 2007 (*ver Tabla 1*).

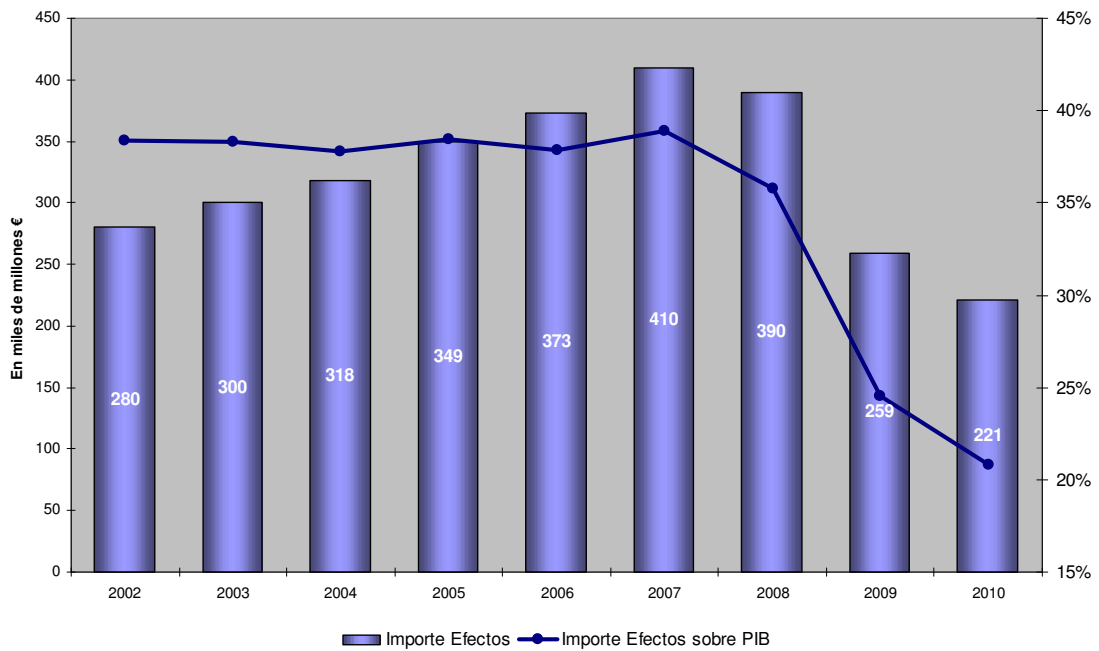
El incremento en volumen ha sido positivo en el periodo comprendido entre los ejercicios del 2002 hasta el 2007, con tasas de crecimiento por encima del 5% y en los años 2005 y 2007 cercanas al 10%. En el año 2008 empieza a verse un pequeño descenso en el volumen, siendo el mayor descenso en 2009 (-33,65%), en 2010 el descenso del volumen de efectos es del 14,52% con respecto del 2009, tomando como referencia el volumen de efectos que vencieron en 2007 el descenso es del 46% lo que equivale a 188.688 millones de euros.

En el año 2010, el volumen total de efectos vencidos ha sido un 21% inferior que en 2002 (58.732 millones de euros menos).

	<b>Importe Efectos (en millones €)</b>	<b>% Evolución anual</b>	<b>PIB (en millones €)</b>	<b>% Importe Efectos s/ PIB</b>
2002	<b>279.870</b>	-	<b>729.206</b>	<b>38,38%</b>
2003	<b>300.051</b>	<b>7,21%</b>	<b>782.929</b>	<b>38,32%</b>
2004	<b>317.771</b>	<b>5,91%</b>	<b>841.042</b>	<b>37,78%</b>
2005	<b>349.376</b>	<b>9,95%</b>	<b>908.792</b>	<b>38,44%</b>
2006	<b>372.908</b>	<b>6,74%</b>	<b>984.284</b>	<b>37,89%</b>
2007	<b>409.826</b>	<b>9,90%</b>	<b>1.052.730</b>	<b>38,93%</b>
2008	<b>389.875</b>	<b>-4,87%</b>	<b>1.088.502</b>	<b>35,80%</b>
2009	<b>258.694</b>	<b>-33,65%</b>	<b>1.053.914</b>	<b>24,55%</b>
2010	<b>221.138</b>	<b>-14,52%</b>	<b>1.062.591</b>	<b>20,81%</b>

**Tabla 1: Importe anual de efectos de comercio en España. Fuente: INE**

**Importe anual de efectos - % sobre PIB**



## ANÁLISIS POR COMUNIDADES AUTÓNOMAS

El análisis por comunidades de los datos del ejercicio 2010 (Tabla 2), revela una tendencia negativa en todas ellas, aunque con notables diferencias de grado:

Cataluña, La Rioja, País Vasco y Navarra tienen los descensos menos pronunciados con respecto a las cifras del año 2009.

Baleares, Canarias y Castilla-La Mancha reducen su volumen por encima del 24% con respecto al año 2009.

Solamente dos Comunidades Autónomas han tenido mayor volumen en términos nominales en 2010 que en 2002: Galicia (20,55%) y Extremadura (0,64%).

	Importe 2010 (millones €)	Variación sobre 2009	Variación sobre 2002
CATALUÑA	58.052	-8,57%	-19,73%
MADRID	45.949	-11,55%	-19,54%
COMUNIDAD VALENCIANA	23.040	-18,72%	-23,85%
ANDALUCÍA	16.435	-23,79%	-39,06%
PAÍS VASCO	16.179	-10,94%	-24,25%
GALICIA	12.702	-16,18%	20,55%
CASTILLA Y LEÓN	8.066	-19,91%	-12,12%
MURCIA	7.252	-20,23%	-13,85%
ARAGÓN	6.894	-14,21%	-24,43%
CASTILLA-LA MANCHA	6.165	-24,10%	-23,90%
NAVARRA	5.073	-11,51%	-1,42%
ASTURIAS	4.216	-15,21%	-25,92%
EXTREMADURA	2.581	-18,61%	0,64%
CANARIAS	2.444	-25,11%	-51,66%
BALEARES	2.097	-26,89%	-13,58%
LA RIOJA	2.024	-10,21%	-20,07%
CANTABRIA	1.910	-19,10%	-36,13%
<b>TOTAL</b>	<b>221.138</b>	<b>-14,52%</b>	<b>-20,99%</b>

Tabla 2: Importe Efectos 2010 por Comunidades. Fuente: INE

---

## **2. EFECTOS DE COMERCIO COMO MEDIO DE FINANCIACI3N: VOLUMEN ANUAL FINANCIADO 2002-2010**

---

Adem3s de instrumento de pago, los efectos de comercio facilitan la financiaci3n del capital circulante de las empresas que los reciben, a trav3s de la figura bancaria del Descuento Comercial. Mediante el Descuento Comercial, una empresa que recibe un pago aplazado a trav3s de un efecto de comercio (letra, pagar3, pago domiciliado) puede recibir de su entidad financiera el adelanto de dicho importe a cambio de la cesi3n del documento y de los derechos de cobro que lleva aparejados.

Este veh3culo de financiaci3n es habitual en el segmento de las PYMES, ya que son estas empresas que de forma mayoritaria reciben pagos a trav3s de efectos de comercio.

Los datos de efectos descontados por el sistema bancario en el periodo 2002-2010 reflejan unas conclusiones negativas, en consonancia con los datos descritos en el apartado anterior.

En la tabla aparecen los importes financiados en cada ejercicio y la variaci3n anual, as3 como el % que representa ese importe con respecto al volumen total de efectos. El volumen de efectos que no se financia, es cobrado a vencimiento.

	<b>Importe Cartera (millones €)</b>	<b>% Variaci3n Anual</b>	<b>% sobre Total Efectos</b>
2002	<b>237.499</b>	<b>-</b>	<b>84,92%</b>
2003	<b>252.701</b>	<b>7,20%</b>	<b>84,47%</b>
2004	<b>266.183</b>	<b>4,87%</b>	<b>83,79%</b>
2005	<b>292.540</b>	<b>10,29%</b>	<b>83,85%</b>
2006	<b>309.031</b>	<b>4,58%</b>	<b>82,82%</b>
2007	<b>338.283</b>	<b>9,68%</b>	<b>82,47%</b>
2008	<b>319.162</b>	<b>-1,04%</b>	<b>82,14%</b>
2009	<b>202.967</b>	<b>-36,19%</b>	<b>79,06%</b>
2010	<b>165.321</b>	<b>-18,55%</b>	<b>74,76%</b>

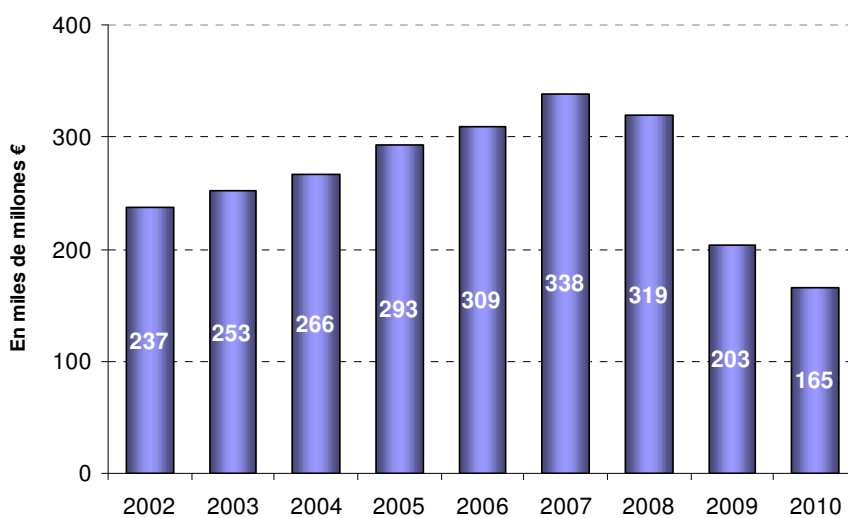
**Tabla 3: Efectos en cartera 2002-2010 Fuente: INE**

El porcentaje de efectos de comercio que el sistema financiero ha financiado directamente a través del Descuento Comercial ha ido reduciéndose de forma paulatina en el periodo analizado, desde el 85% del año 2002 hasta el 75% del 2010.

En el ejercicio 2010 se han financiado 165.321 millones de euros, lo que supone **37.646 millones de euros menos que en el ejercicio anterior**. Esta cifra representa un 18,55% menos que en 2009, y un 30% menos que en el ejercicio 2002.

---

**Importe de Efectos en cartera 2002-2010**



## ANÁLISIS POR COMUNIDADES AUTÓNOMAS

El análisis a nivel Comunidades Autónomas muestra las siguientes conclusiones:

Las Comunidades que más han reducido el importe financiado con respecto a 2009 son Baleares (29%), Canarias (26%) y Andalucía (26%).

Por el contrario, La Rioja (13%), Cataluña (14%), Navarra (14%), Asturias (16%) y Galicia (17%) sufren una menor disminución relativa aunque en todo caso superior al 10%.

En relación al porcentaje financiado del importe total de efectos, las comunidades de Cataluña y Madrid financian un porcentaje sensiblemente inferior al resto de Comunidades (60% y 54% respectivamente). El resto de Comunidades van desde el 83% de Castilla-La Mancha y País Vasco al 96% de Extremadura o al 98% de Ceuta y Melilla.

	Importe 2010 (millones €)	Variación sobre 2009	% sobre Total Efectos
CATALUÑA	34.990	-13,74%	60,27%
MADRID	25.052	-19,20%	54,52%
COMUNIDAD VALENCIANA	21.669	-19,61%	94,05%
ANDALUCÍA	14.802	-25,71%	90,06%
PAÍS VASCO	13.461	-13,71%	83,20%
GALICIA	11.558	-17,49%	91,00%
CASTILLA Y LEÓN	7.288	-21,88%	90,36%
MURCIA	6.802	-19,21%	93,79%
CASTILLA-LA MANCHA	5.705	-24,96%	82,76%
ARAGÓN	5.636	-18,35%	91,42%
NAVARRA	4.380	-14,31%	86,34%
ASTURIAS	3.826	-16,18%	90,74%
EXTREMADURA	2.487	-19,55%	96,36%
CANARIAS	2.301	-25,73%	94,16%
BALEARES	1.918	-28,65%	91,45%
LA RIOJA	1.701	-12,72%	84,00%
CANTABRIA	1.686	-18,93%	88,25%
<b>TOTAL</b>	<b>165.321</b>	<b>-18,55%</b>	<b>74,76%</b>

Tabla 4: Efectos en cartera por Comunidades 2010.

### 3. EFECTOS DE COMERCIO COMO MEDIO DE PAGO DATOS TRIMESTRALES 2007-2010

El análisis del volumen trimestral de efectos durante el periodo 2007-2010 nos muestra el impacto que la crisis económica ha tenido en la actividad a lo largo de los últimos tres años.

En términos interanuales, el descenso de volumen ya ha sido visto en el Apartado 1 de este informe. Los datos trimestrales confirman que 2009 ha sido el de mayor impacto negativo, con tasas interanuales entre el -27,9% del primer trimestre y -37,6% del tercero. Como elemento positivo, a lo largo de 2010 el descenso se ha reducido en 20 puntos porcentuales, desde el -25,6% del primer trimestre hasta el 5,1% del último.

La variación de un trimestre frente al siguiente nos muestra que la evolución negativa comienza desde principios de 2008. En el primer trimestre la reducción es muy leve (-0,04%), pero se incrementa paulatinamente: -4% en el segundo, 5,3% en el tercero, -8,5% en el cuarto.

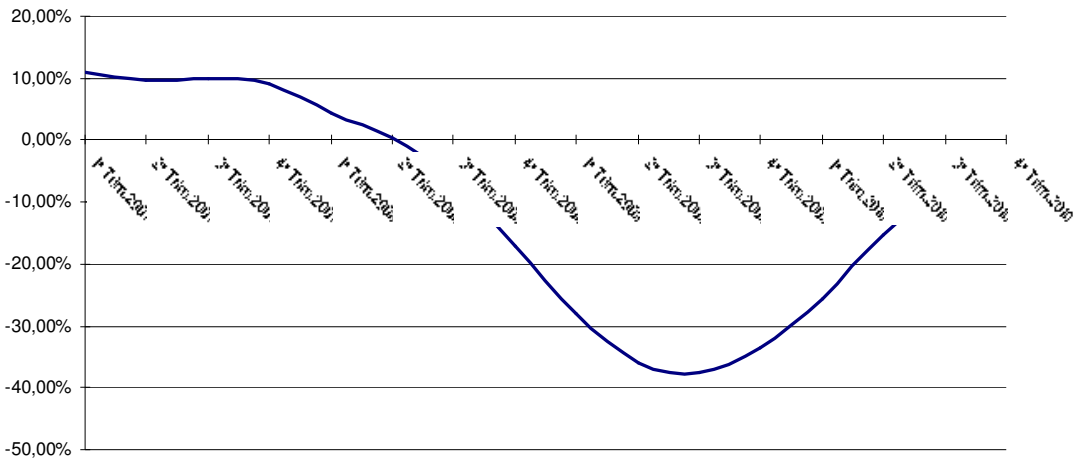
Los dos primeros trimestres de 2009 tienen el peor comportamiento, con descensos de doble dígito (13,1% y 14,9%). A partir del tercer trimestre el descenso se suaviza. Como dato positivo, el último trimestre de 2010 aporta un incremento de volumen con respecto al trimestre anterior, por primero vez en tres años. Aunque muy débil (1,2%) podría suponer el cambio de tendencia en la evolución de la actividad, si se confirman los datos positivos en los primeros meses de 2011.

Importe Efectos por trimestres (en millones €)				
	2007	2008	2009	2010
1º Trim.	100.988	105.453	76.046	56.569
2º Trim.	100.921	101.185	64.715	54.778
3º Trim.	102.417	95.750	59.717	54.565
4º Trim.	105.499	87.535	58.216	55.226
<b>Total Anual</b>	<b>409.825</b>	<b>389.924</b>	<b>258.694</b>	<b>221.138</b>
% Evolución respecto al trimestre anterior				
Periodos	2007	2008	2009	2010
1º vs 4º	4,51%	-0,04%	-13,13%	-2,83%
2º vs 1º	-0,07%	-4,05%	-14,90%	-3,17%
3º vs 2º	1,48%	-5,37%	-7,72%	-0,39%
4º vs 3º	3,01%	-8,58%	-2,51%	1,21%
% Evolución interanual				
	2007	2008	2009	2010
1º Trim.	10,89%	4,42%	-27,89%	-25,61%
2º Trim.	9,54%	0,26%	-36,04%	-15,35%
3º Trim.	10,04%	-6,51%	-37,63%	-8,63%
4º Trim.	9,18%	-17,03%	-33,49%	-5,14%
<b>Total Anual</b>	<b>9,90%</b>	<b>-4,87%</b>	<b>-33,65%</b>	<b>-14,52%</b>

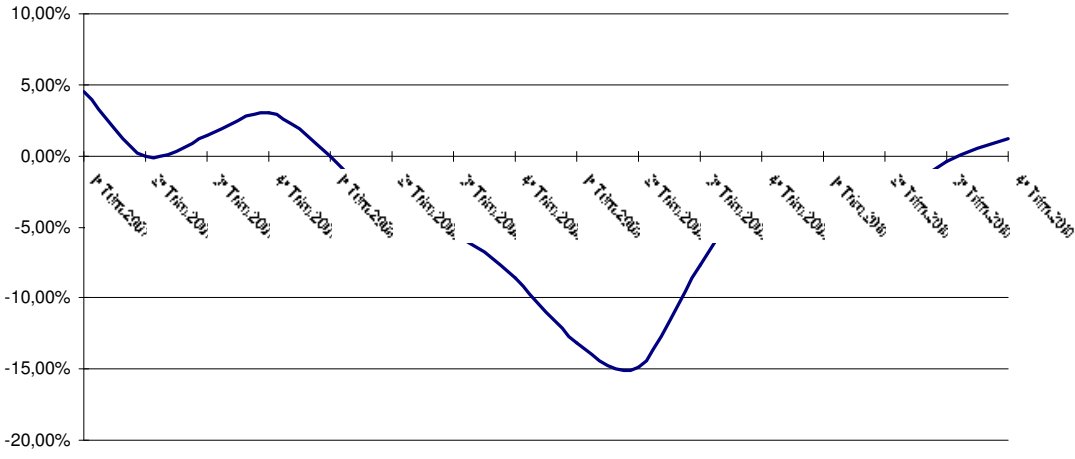
Tabla 5: Importe por trimestre de efectos de comercio 2007-2010 y evolución.

Fuente: INE

**% Evolución Interanual 2007-2010**



**% Variación Trimestral 2007-2010**



---

#### **4. EFECTOS DE COMERCIO: EVOLUCIÓN DE LA MOROSIDAD DATOS TRIMESTRALES 2007-2010**

---

El efecto de la crisis se ha reflejado en el aumento de la morosidad. A nivel nacional, y tomando los datos trimestrales de % de efectos impagados, se aprecia lo siguiente:

El nivel más bajo de morosidad, que sirve de referencia para el incremento posterior, se alcanza en el segundo y tercer trimestre de 2007 (2,57% y 2,59 respectivamente).

El inicio del incremento de impagados comienza en el cuarto trimestre de 2007, y de forma relevante: sube 78 centésimas hasta el 3,37%. Este importante incremento muestra cómo la crisis estaba ya afectando en ese momento la calidad del riesgo comercial.

En año y medio, la tasa de impagados casi se triplica, pasando del 2,57% al 7,20%, El deterioro del riesgo es llamativo tanto por su importancia cuantitativa como por su rapidez.

A lo largo de 2008 el incremento es constante, teniendo en el último trimestre el máximo aumento de 1,54%, alcanzando el 7,20% de impagados.

A partir de principios de 2009 la tendencia se invierte, y el % de devolución desciende de manera constante hasta el 4,09 en el último trimestre. Esta tendencia se mantiene en los tres primeros trimestres de 2010. Sólo en el cuarto trimestre vuelve a sufrir un leve incremento, cerrando el año en el 3,21%.

El descenso de la morosidad ha sido también importante y rápido, pero la mejora debe matizarse:

- Por un lado, aun no se han alcanzado los niveles de mediados de 2007 (3,21% frente a 2,57%).

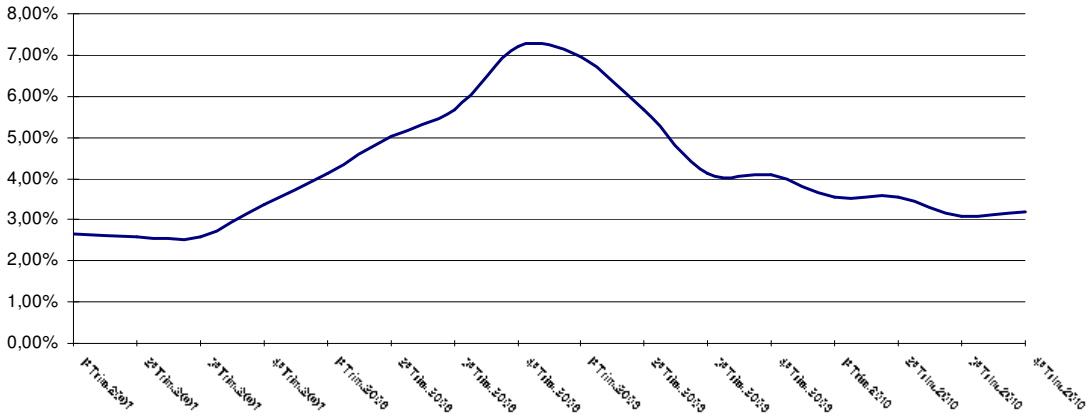
- Por otro lado, el actual nivel de morosidad hay que relacionarlo con el volumen de efectos en circulación que, como hemos visto, ha descendido en torno al 45%. Ello hace pensar que la reducción de la morosidad tiene que ver más con el menor volumen de efectos que con una mejora real del riesgo comercial.

	<b>Porcentaje de Morosidad trimestral.</b>			
	<b>2007</b>	<b>2008</b>	<b>2009</b>	<b>2010</b>
<b>1º Trim.</b>	<b>2,67%</b>	<b>4,12%</b>	<b>6,94%</b>	<b>3,57%</b>
<b>2º Trim.</b>	<b>2,57%</b>	<b>5,03%</b>	<b>5,65%</b>	<b>3,56%</b>
<b>3º Trim.</b>	<b>2,59%</b>	<b>5,66%</b>	<b>4,14%</b>	<b>3,07%</b>
<b>4º Trim.</b>	<b>3,37%</b>	<b>7,20%</b>	<b>4,09%</b>	<b>3,21%</b>
<b>Total Anual</b>	<b>2,80%</b>	<b>5,43%</b>	<b>5,33%</b>	<b>3,35%</b>

**Tabla 6: Porcentaje de efectos de comercio impagados por trimestre 2007-2010.**

Fuente: INE

**Evolución Morosidad 2007-2010**



## ANALISIS POR COMUNIDADES AUTÓNOMAS

El nivel de morosidad de inicio del periodo varía según Comunidades, desde los reducidos niveles en Asturias (1,59%) y País Vasco (1,73%) hasta los más altos de Murcia (4,12%) y Baleares (4,07%).

El máximo de morosidad se alcanza en todas las Comunidades entre el último trimestre de 2008 y el primero de 2009, con la única excepción de Canarias, que adelanta su tasa máxima de morosidad al tercer trimestre de 2008, y Baleares, que la retrasa al cuarto trimestre de 2009.

El comportamiento de la morosidad en los 4 años analizados es similar en términos generales en todas la Comunidades. Las tasas máximas dependen en gran medida del nivel de partida. Así, tanto Murcia (10,73%) como Baleares (11,12%) alcanzan altos niveles de impagados, al igual que Andalucía (12,28%) y Canarias (10,80%). De igual manera, por debajo del 5% de tasa máxima aparecen Asturias (4,16%), País Vasco (4,87%) y Navarra (4,57%).

En el último trimestre de 2010 la morosidad se mantiene en niveles altos en Baleares (6,18%), Canarias (5,65%) y Andalucía (4,38%). La insularidad parece influir en la vuelta a niveles iniciales. Sólo dos comunidades acabaron 2010 con una morosidad inferior a la que tenían a principios de 2007 (Murcia y Valencia), lo que hace pensar que los niveles de 2007 en estas Comunidades estaban ya afectados por la ralentización económica, que pudo darse inicialmente en estas zonas de turismo de costa.

Por el contrario, las Comunidades que proporcionalmente siguen manteniendo niveles más alejados de los iniciales son Asturias, Castilla La-Mancha, Extremadura y País Vasco.

	1º Trim.	% Máximo y Periodo		4º Trim.
	2007	%	Trimestre	2010
ANDALUCÍA	3,63%	12,28%	4º 2008	4,38%
ARAGÓN	2,40%	5,99%	4º 2008	3,67%
ASTURIAS	1,59%	4,16%	1º 2009	3,08%
BALEARES	4,07%	11,12%	4º 2009	6,18%
CANARIAS	3,90%	10,80%	3º 2008	5,65%
CANTABRIA	1,93%	7,78%	4º 2008	2,70%
CASTILLA-LA MANCHA	2,23%	8,99%	4º 2008	3,82%
CASTILLA Y LEÓN	2,45%	6,83%	1º 2009	3,08%
CATALUÑA	2,60%	5,87%	1º 2009	3,14%
COMUNIDAD VALENCIANA	3,98%	9,28%	1º 2009	3,60%
EXTREMADURA	2,09%	9,14%	4º 2008	3,50%
GALICIA	2,00%	6,00%	1º 2009	2,92%
LA RIOJA	2,77%	5,98%	1º 2009	3,45%
MADRID	1,93%	6,46%	4º 2008	2,54%
MURCIA	4,12%	10,73%	1º 2009	3,58%
NAVARRA	2,04%	4,57%	4º 2008	2,43%
PAÍS VASCO	1,73%	4,87%	1º 2009	2,82%
<b>Total Anual</b>	<b>2,67%</b>	<b>7,20%</b>	<b>4º 2008</b>	<b>3,21%</b>

Tabla 7: Porcentaje devolución de efectos por Comunidades Autónomas periodo 2007-2010

Fuente: INE

---

# **ANEXOS**

---

**IMPORTE ANUAL EFECTOS VENCIDOS (en miles de euros)**

	2002	2003	2004	2005	2006	2007	2008	2009	2010
<b>Andalucía</b>	<b>26.961.106,30</b>	<b>28.758.474,30</b>	<b>30.859.202,90</b>	<b>35.710.449,67</b>	<b>38.024.236,42</b>	<b>41.918.368,59</b>	<b>38.325.669,12</b>	<b>21.564.784,27</b>	<b>16.435.078,20</b>
Almería	2.369.292,30	2.638.725,70	3.034.438,70	3.558.611,45	3.858.402,91	4.198.757,95	3.788.804,68	2.222.868,82	1.624.355,16
Cádiz	3.225.070,00	3.332.405,30	3.319.905,70	3.319.905,70	3.986.795,56	4.052.972,95	4.381.452,01	3.717.091,19	1.934.430,66
Córdoba	3.250.476,40	3.538.959,70	3.987.688,80	4.699.011,34	5.047.246,39	5.377.620,16	5.156.754,42	3.219.461,70	2.580.392,44
Granada	2.957.849,10	3.211.558,60	3.545.970,20	4.105.827,94	4.443.182,37	5.035.528,75	4.783.501,82	2.632.240,71	1.978.363,19
Huelva	1.222.151,40	1.299.927,20	1.314.440,80	1.505.205,66	1.657.148,34	1.859.027,57	1.699.703,05	817.223,09	521.433,65
Jaén	1.924.883,70	2.024.334,90	2.048.138,20	2.290.689,96	2.420.608,78	2.607.805,07	2.509.616,86	1.541.812,03	1.223.109,12
Málaga	4.058.884,30	4.391.131,10	4.674.755,00	5.536.326,19	5.696.335,71	6.464.764,32	5.768.014,26	3.136.206,14	2.197.408,85
Sevilla	7.960.499,10	8.321.431,80	8.933.865,50	10.027.981,59	10.848.338,96	11.993.412,75	10.902.126,55	6.060.541,12	4.934.259,38
<b>Aragón</b>	<b>9.122.521,10</b>	<b>9.305.764,50</b>	<b>9.459.112,90</b>	<b>10.495.281,37</b>	<b>11.097.703,15</b>	<b>12.531.171,86</b>	<b>12.404.804,81</b>	<b>8.035.550,21</b>	<b>6.893.533,72</b>
Huesca	825.980,60	824.235,00	845.929,50	998.637,94	1.059.645,91	1.214.661,04	1.306.760,16	885.932,71	751.651,95
Teruel	580.683,70	622.807,60	647.739,10	756.785,27	823.332,58	951.274,58	968.989,65	670.994,74	575.915,00
Zaragoza	7.715.856,80	7.858.721,90	7.965.444,30	8.739.858,16	9.214.724,67	10.365.236,24	10.129.055,01	6.478.622,76	5.565.966,77
<b>Asturias</b>	<b>5.690.743,70</b>	<b>5.719.013,60</b>	<b>6.307.651,50</b>	<b>6.578.985,21</b>	<b>6.974.192,53</b>	<b>7.731.838,06</b>	<b>7.550.986,25</b>	<b>4.972.019,95</b>	<b>4.215.934,80</b>
<b>Baleares (Islas)</b>	<b>2.426.933,20</b>	<b>2.626.916,90</b>	<b>2.953.232,90</b>	<b>3.474.200,01</b>	<b>3.799.329,48</b>	<b>4.297.076,37</b>	<b>4.016.547,41</b>	<b>2.868.834,75</b>	<b>2.097.426,01</b>
<b>Islas Canarias</b>	<b>5.055.836,70</b>	<b>5.428.216,90</b>	<b>5.567.299,10</b>	<b>6.041.798,07</b>	<b>6.406.526,40</b>	<b>6.767.016,14</b>	<b>5.761.826,36</b>	<b>3.263.466,18</b>	<b>2.443.868,34</b>
S.C.Tenerife	2.299.222,00	2.453.884,50	2.473.858,70	2.666.982,08	2.870.889,59	3.052.023,07	2.570.012,99	1.516.348,55	1.105.487,55
Palmas (Las)	2.756.614,70	2.974.332,40	3.093.440,40	3.374.815,99	3.535.636,82	3.714.993,07	3.191.813,38	1.747.117,63	1.338.380,79
<b>Cantabria</b>	<b>2.990.472,40</b>	<b>3.112.696,60</b>	<b>3.226.507,80</b>	<b>3.325.101,68</b>	<b>3.402.614,78</b>	<b>3.796.329,48</b>	<b>3.726.531,89</b>	<b>2.361.071,16</b>	<b>1.910.071,16</b>
<b>Castilla La Mancha</b>	<b>8.100.900,10</b>	<b>8.724.988,80</b>	<b>9.247.622,50</b>	<b>10.588.340,56</b>	<b>11.740.470,24</b>	<b>13.557.809,77</b>	<b>12.969.578,58</b>	<b>8.122.637,38</b>	<b>6.165.185,39</b>
Albacete	1.725.851,80	1.913.679,20	2.008.101,30	2.331.279,98	2.642.596,80	3.082.883,17	2.968.662,97	1.864.056,71	1.389.681,22
Ciudad Real	1.809.351,50	1.955.776,20	2.110.016,20	2.460.767,66	2.774.720,99	3.301.754,78	3.154.642,72	2.056.785,91	1.623.878,63
Cuenca	709.743,10	757.568,90	837.552,20	998.425,29	1.141.112,24	1.338.547,78	1.376.315,54	1.032.312,39	788.607,59
Guadalajara	748.930,70	825.413,90	871.056,10	970.523,44	933.636,89	1.144.972,79	1.069.195,80	608.341,46	416.124,45
Toledo	3.107.023,00	3.272.550,60	3.420.896,70	3.828.344,19	4.248.403,32	4.689.651,25	4.400.761,55	2.561.160,91	1.964.893,50
<b>Castilla y León</b>	<b>9.178.164,50</b>	<b>9.524.985,40</b>	<b>11.859.433,90</b>	<b>13.054.262,22</b>	<b>14.404.111,96</b>	<b>16.195.959,50</b>	<b>15.483.746,29</b>	<b>10.070.724,83</b>	<b>8.065.741,90</b>
Ávila	284.245,80	273.186,00	314.437,40	333.529,90	427.440,47	465.911,11	451.417,40	290.839,05	176.310,77
Burgos	1.986.622,10	2.020.416,80	2.257.193,40	2.409.547,45	2.682.408,21	3.040.934,73	2.830.048,99	1.722.002,38	1.376.310,77
León	1.742.827,40	1.862.254,30	2.404.461,60	2.652.043,26	2.992.740,12	3.385.323,18	3.358.256,14	2.310.543,52	1.764.335,57
Palencia	487.769,10	494.318,90	612.382,20	664.266,37	680.285,86	727.122,14	737.283,83	478.699,45	397.084,60
Salamanca	1.106.806,80	1.221.453,40	1.703.752,20	1.922.802,75	2.126.616,92	2.488.405,87	2.339.817,60	1.443.697,36	1.176.452,30
Segovia	624.295,60	611.827,50	737.943,40	846.669,64	904.965,61	966.780,00	833.836,35	595.117,73	546.257,24
Soria	329.747,70	342.942,70	381.834,40	392.571,05	430.666,12	484.691,18	489.535,37	390.858,63	364.257,31
Valladolid	2.197.301,90	2.245.329,90	2.855.957,20	3.156.251,52	3.400.529,62	3.874.102,50	3.622.824,66	2.211.025,88	1.703.854,09
Zamora	418.549,10	453.255,90	591.672,10	676.580,29	758.459,03	862.688,78	820.725,92	627.700,83	509.724,92
<b>Cataluña</b>	<b>72.321.621,70</b>	<b>78.307.346,80</b>	<b>74.865.741,70</b>	<b>81.856.840,99</b>	<b>87.147.486,95</b>	<b>93.341.077,51</b>	<b>88.730.971,65</b>	<b>63.490.930,60</b>	<b>58.052.370,08</b>
Barcelona	63.002.477,00	68.167.573,60	64.531.822,10	70.040.050,70	74.209.916,34	79.205.536,21	75.383.848,04	54.433.981,81	50.216.607,38
Girona	4.329.388,40	4.604.270,60	4.630.433,60	5.416.638,10	6.128.550,85	6.377.833,72	6.079.623,01	4.324.329,29	3.893.359,66
Lleida	2.133.511,50	2.402.293,60	2.465.905,90	2.763.075,79	2.943.845,67	3.379.620,73	3.300.826,53	2.232.271,54	1.861.720,29
Tarragona	2.856.244,80	3.133.209,00	3.237.580,10	3.637.076,40	3.865.174,09	4.378.086,85	3.966.674,07	2.500.347,96	2.060.682,75
<b>Extremadura</b>	<b>2.564.251,50</b>	<b>2.732.961,20</b>	<b>3.482.440,20</b>	<b>4.058.078,08</b>	<b>4.832.510,87</b>	<b>6.058.612,68</b>	<b>5.871.491,11</b>	<b>3.170.573,25</b>	<b>2.580.599,57</b>
Badajoz	1.845.677,40	2.004.716,20	2.502.943,20	2.921.691,24	3.569.631,79	4.568.368,54	4.372.386,64	2.349.707,27	1.991.147,76
Cáceres	718.574,10	728.263,00	979.497,00	1.136.386,84	1.262.879,08	1.490.244,14	1.499.104,47	820.865,98	589.451,81
<b>Galicia</b>	<b>10.536.709,00</b>	<b>11.574.855,80</b>	<b>15.892.861,60</b>	<b>17.571.638,94</b>	<b>16.627.820,41</b>	<b>21.286.115,59</b>	<b>21.137.086,77</b>	<b>15.153.917,91</b>	<b>12.701.671,51</b>
Coruña (A)	4.065.929,70	4.483.400,10	6.471.960,60	7.320.132,51	7.894.232,37	9.130.469,31	9.122.738,77	6.186.556,90	5.225.662,65
Lugo	768.910,50	842.673,50	1.113.793,60	1.215.548,69	1.267.728,61	1.445.935,68	1.474.491,11	1.059.352,07	911.456,59
Ourense	810.656,60	926.101,70	1.272.084,20	1.444.633,45	1.550.899,81	1.814.776,28	1.746.937,74	1.258.980,57	997.885,35
Pontevedra	4.891.212,20	5.322.680,50	7.035.043,20	7.591.324,30	7.914.959,62	8.894.934,32	8.792.919,16	6.649.028,38	5.566.666,93
<b>Rioja (La)</b>	<b>2.532.914,60</b>	<b>2.698.634,90</b>	<b>2.731.515,50</b>	<b>2.927.280,68</b>	<b>3.190.808,16</b>	<b>3.368.775,77</b>	<b>3.244.436,27</b>	<b>2.254.746,84</b>	<b>2.024.461,84</b>
<b>Madrid</b>	<b>57.106.460,90</b>	<b>61.387.615,40</b>	<b>62.557.744,00</b>	<b>67.635.502,68</b>	<b>72.143.071,00</b>	<b>79.514.179,71</b>	<b>75.038.665,25</b>	<b>51.950.458,15</b>	<b>45.948.677,36</b>
Murcia	8.417.592,40	9.240.067,60	10.658.533,00	12.367.194,89	13.589.719,65	15.098.387,59	14.387.628,34	9.091.473,02	7.251.963,17
<b>Navarra</b>	<b>5.146.201,30</b>	<b>5.488.036,60</b>	<b>6.511.581,70</b>	<b>6.819.282,06</b>	<b>7.343.710,44</b>	<b>8.068.913,29</b>	<b>8.102.577,70</b>	<b>5.732.944,16</b>	<b>5.073.047,82</b>
<b>Pais Vasco</b>	<b>21.357.923,60</b>	<b>22.775.740,30</b>	<b>23.871.740,90</b>	<b>25.416.294,06</b>	<b>26.139.967,67</b>	<b>28.933.492,05</b>	<b>27.639.280,76</b>	<b>18.165.928,23</b>	<b>16.178.937,19</b>
Álava	2.518.835,00	2.871.727,10	3.097.105,60	3.335.277,28	3.452.102,63	3.804.455,01	3.521.794,14	2.329.435,54	2.068.423,69
Guipúzcoa	8.368.208,40	8.569.674,70	9.143.229,20	10.102.592,75	10.360.245,38	11.325.692,90	11.441.794,37	8.045.748,51	7.076.407,95
Vizcaya	10.470.880,20	11.334.338,50	11.631.406,10	11.978.424,03	12.327.619,67	13.803.344,14	12.675.692,25	7.790.744,18	7.034.105,55
<b>Comunidad Valenciar</b>	<b>30.254.789,10</b>	<b>32.541.346,00</b>	<b>37.620.450,50</b>	<b>41.155.540,34</b>	<b>43.932.321,95</b>	<b>47.224.456,59</b>	<b>45.413.703,29</b>	<b>28.346.022,20</b>	<b>23.039.861,83</b>
Valencia	15.165.828,20	16.314.055,30	20.024.577,20	21.852.249,92	23.215.618,72	24.628.901,77	23.933.059,96	15.359.559,46	12.710.448,91
Alicante	10.351.858,40	11.079.581,00	11.904.735,60	12.992.691,53	13.760.925,81	14.839.667,06	14.152.850,12	8.542.151,66	7.110.553,38
Castellón	4.737.102,50	5.147.709,70	5.691.137,70	6.310.598,90	6.955.777,42	7.755.887,77	7.327.793,21	4.444.311,06	3.218.859,55
<b>Ceuta</b>	<b>48.323,50</b>	<b>56.686,20</b>	<b>57.422,30</b>	<b>63.244,20</b>	<b>70.616,72</b>	<b>69.039,18</b>	<b>69.240,95</b>	<b>54.891,85</b>	<b>45.602,05</b>
<b>Melilla</b>	<b>48.570,10</b>	<b>46.651,50</b>	<b>41.067,80</b>	<b>35.263,02</b>	<b>41.182,87</b>	<b>48.928,03</b>	<b>48.914,52</b>	<b>22.837,30</b>	<b>13.853,42</b>
<b>TOTAL</b>	<b>279.870.035,70</b>	<b>300.051.019,30</b>	<b>317.771.182,70</b>	<b>349.375.576,72</b>	<b>372.908.401,66</b>	<b>409.825.354,92</b>	<b>389.923.687,32</b>	<b>258.693.792,74</b>	<b>221.137.885,36</b>

Fuente: Instituto Nacional de Estadística

**IMPORTE EN CARTERA DEL SISTEMA FINANCIERO 2002-2010 (en miles de euros)**

	2002	2003	2004	2005	2006	2007	2008	2009	2010
<b>Andalucía</b>	<b>25.430.450,70</b>	<b>27.311.192,10</b>	<b>29.082.349,90</b>	<b>33.648.554,72</b>	<b>35.855.615,44</b>	<b>39.619.558,14</b>	<b>36.173.683,79</b>	<b>19.925.764,75</b>	<b>14.802.053,87</b>
Almería	2.250.034,80	2.521.056,40	2.916.039,20	3.398.577,67	3.716.457,30	4.072.202,51	3.624.378,38	2.095.064,93	1.520.556,77
Cádiz	3.099.864,80	3.204.813,00	3.185.199,30	3.848.055,27	3.887.248,20	4.216.078,33	3.584.465,60	1.814.427,47	1.259.127,19
Córdoba	3.103.474,10	3.408.657,00	3.823.018,10	4.496.143,52	4.857.081,36	5.146.934,04	4.932.777,12	3.067.714,66	2.433.695,66
Granada	2.866.116,90	3.111.841,10	3.414.668,50	3.960.995,14	4.297.573,18	4.888.621,54	4.663.856,84	2.513.352,63	1.843.461,94
Huelva	1.136.755,60	1.207.791,50	1.228.415,50	1.415.014,20	1.554.573,55	1.757.434,42	1.610.128,21	751.120,56	481.738,76
Jaén	1.869.957,30	1.976.010,50	1.997.328,70	2.236.325,41	2.367.785,76	2.557.390,17	2.459.850,37	1.503.402,57	1.197.445,56
Málaga	3.827.694,20	4.180.538,30	4.420.381,00	5.296.188,36	5.438.944,18	6.203.390,82	5.485.499,06	2.937.542,66	2.039.305,39
Sevilla	7.276.553,00	7.700.484,30	8.097.299,60	8.997.255,17	9.735.951,91	10.777.506,31	9.812.728,22	5.243.139,28	4.026.722,61
<b>Aragón</b>	<b>8.041.705,30</b>	<b>8.238.368,00</b>	<b>8.368.662,10</b>	<b>9.202.380,11</b>	<b>9.616.865,93</b>	<b>10.900.508,59</b>	<b>10.780.791,25</b>	<b>6.903.462,78</b>	<b>5.636.498,59</b>
Huesca	743.885,80	741.027,40	754.157,10	867.716,64	930.491,65	1.086.650,14	1.171.449,24	793.109,51	620.391,16
Teruel	544.526,60	586.954,50	615.300,50	715.532,48	785.040,88	899.810,86	918.416,71	631.029,13	545.654,22
Zaragoza	6.753.292,90	6.910.386,10	6.999.204,50	7.619.130,99	7.901.333,41	8.914.047,59	8.914.047,59	5.479.324,14	4.470.453,21
<b>Asturias</b>	<b>5.145.824,60</b>	<b>5.235.886,60</b>	<b>5.758.406,30</b>	<b>5.919.478,55</b>	<b>6.313.556,56</b>	<b>6.883.769,57</b>	<b>6.790.968,09</b>	<b>4.564.134,88</b>	<b>3.825.832,43</b>
<b>Baleares (Islas)</b>	<b>2.295.437,20</b>	<b>2.498.212,30</b>	<b>2.792.151,20</b>	<b>3.280.782,06</b>	<b>3.517.404,96</b>	<b>3.926.672,69</b>	<b>3.674.754,67</b>	<b>2.688.002,65</b>	<b>1.918.004,17</b>
<b>Islas Canarias</b>	<b>4.860.837,70</b>	<b>5.230.613,30</b>	<b>5.896.819,90</b>	<b>5.847.904,58</b>	<b>6.188.391,13</b>	<b>6.530.382,34</b>	<b>5.524.966,86</b>	<b>3.098.441,65</b>	<b>2.311.076,00</b>
S.C.Tenerife	2.238.293,40	2.385.824,40	2.411.119,00	2.613.030,10	2.812.615,22	2.989.667,91	2.498.777,58	1.473.522,62	1.059.811,01
Palmas (Las)	2.622.544,30	2.844.788,90	2.987.700,90	3.234.874,48	3.375.775,91	3.540.714,43	3.026.189,28	1.624.919,04	1.261.364,99
<b>Cantabria</b>	<b>2.869.142,80</b>	<b>2.936.038,70</b>	<b>2.952.612,90</b>	<b>3.030.856,95</b>	<b>3.079.642,80</b>	<b>3.468.296,72</b>	<b>3.382.478,14</b>	<b>2.079.391,48</b>	<b>1.685.716,56</b>
<b>Castilla La Mancha</b>	<b>7.462.580,80</b>	<b>8.076.665,50</b>	<b>8.597.571,50</b>	<b>9.854.993,18</b>	<b>10.971.950,71</b>	<b>12.784.546,92</b>	<b>12.248.686,28</b>	<b>7.602.449,88</b>	<b>5.704.812,75</b>
Albacete	1.686.874,30	1.872.591,00	1.972.351,40	2.291.746,69	2.602.217,78	3.030.773,29	2.902.094,60	1.810.669,30	1.341.459,30
Ciudad Real	1.722.598,20	1.874.664,70	2.016.853,00	2.338.102,37	2.648.227,05	3.178.779,10	3.027.871,65	1.949.124,41	1.526.404,60
Cuenca	661.424,30	691.892,30	778.946,00	934.864,70	1.072.017,72	1.273.050,87	1.304.072,97	982.908,25	740.242,28
Guadalajara	649.228,20	724.092,30	774.196,80	858.310,53	832.477,06	1.020.691,41	966.759,63	544.223,74	363.065,10
Toledo	2.762.455,80	2.913.425,20	3.055.224,30	3.431.968,89	3.817.051,09	4.281.252,25	4.047.886,43	2.315.523,21	1.733.621,46
<b>Castilla y León</b>	<b>8.665.303,80</b>	<b>9.056.939,90</b>	<b>11.355.621,80</b>	<b>12.474.487,37</b>	<b>13.761.353,92</b>	<b>15.408.600,95</b>	<b>14.685.982,91</b>	<b>9.329.726,49</b>	<b>7.288.354,11</b>
Ávila	227.701,70	238.444,20	294.875,80	315.174,19	411.382,99	449.134,22	438.238,42	277.042,47	213.633,57
Burgos	1.829.651,00	1.902.265,00	2.130.548,10	2.264.589,78	2.533.000,52	2.831.981,75	2.631.058,29	1.574.839,80	1.197.891,83
León	1.671.617,50	1.797.985,70	2.322.706,90	2.566.708,29	2.914.496,12	3.273.572,61	3.190.999,44	2.114.219,47	1.586.644,91
Palencia	444.282,20	449.185,20	568.915,70	614.677,98	621.117,73	667.166,55	680.085,48	442.289,29	371.165,98
Salamanca	1.093.371,40	1.196.439,20	1.665.674,80	1.885.384,74	2.053.049,13	2.420.068,12	2.296.403,91	1.413.272,23	1.101.405,36
Segovia	597.930,00	583.995,50	710.762,10	816.616,97	873.171,06	832.880,48	810.478,37	574.993,76	529.261,72
Soria	298.065,30	309.842,10	345.525,20	344.161,45	374.486,05	410.537,25	427.395,90	336.886,86	300.819,29
Valladolid	2.101.762,20	2.132.569,80	2.734.308,40	3.000.110,25	3.234.434,14	3.679.839,06	3.407.917,81	1.989.422,93	1.493.596,61
Zamora	410.922,50	448.213,20	582.304,80	667.063,74	746.216,17	844.420,92	803.405,29	606.759,69	493.934,85
<b>Cataluña</b>	<b>56.621.354,30</b>	<b>60.111.112,00</b>	<b>55.339.655,60</b>	<b>60.005.451,15</b>	<b>60.840.806,30</b>	<b>64.294.666,77</b>	<b>60.276.802,86</b>	<b>40.562.582,73</b>	<b>34.989.813,43</b>
Barcelona	48.313.675,00	51.164.771,80	46.472.700,20	50.027.676,56	50.246.947,55	52.700.196,90	49.239.584,32	33.350.812,48	29.078.936,98
Girona	3.824.376,90	3.984.585,50	3.812.533,50	4.324.654,05	4.703.566,54	4.933.776,27	4.718.033,60	3.182.997,64	2.634.390,15
Lleida	1.983.086,50	2.227.777,20	2.274.333,90	2.507.310,06	2.583.663,25	2.946.449,98	2.935.239,25	1.935.673,63	1.586.956,75
Tarragona	2.500.215,90	2.733.977,50	2.780.088,00	3.145.810,48	3.306.628,96	3.714.243,62	3.383.945,09	2.093.098,98	1.689.529,57
<b>Extremadura</b>	<b>2.489.000,60</b>	<b>2.676.178,10</b>	<b>3.394.711,20</b>	<b>3.968.736,40</b>	<b>4.755.283,60</b>	<b>5.946.589,80</b>	<b>5.775.711,70</b>	<b>3.091.041,24</b>	<b>2.486.620,21</b>
Badajoz	1.807.692,50	1.975.207,30	2.452.249,20	2.865.424,09	3.529.974,22	4.507.668,27	4.321.823,09	2.307.664,52	1.925.523,34
Cáceres	681.308,10	700.970,80	942.462,00	1.103.312,31	1.225.309,38	1.438.921,53	1.453.888,61	783.376,71	561.096,87
<b>Galicia</b>	<b>9.693.601,40</b>	<b>10.735.079,30</b>	<b>14.681.108,10</b>	<b>16.456.404,87</b>	<b>17.433.371,32</b>	<b>19.915.335,99</b>	<b>19.763.027,63</b>	<b>14.008.991,34</b>	<b>11.558.256,00</b>
Coruña (A)	3.622.413,70	4.011.300,10	5.764.978,00	6.634.191,92	7.141.437,85	8.292.198,71	8.347.917,90	5.672.169,15	4.781.788,59
Lugo	733.517,30	803.853,20	1.080.447,50	1.187.320,28	1.238.234,18	1.403.988,21	1.416.948,45	994.616,44	852.157,81
Ourense	773.276,40	890.998,50	1.227.848,90	1.405.727,65	1.517.395,55	1.757.414,23	1.663.673,23	1.202.795,73	952.602,71
Pontevedra	4.564.394,00	5.028.927,50	6.607.833,70	7.229.165,02	7.536.303,74	8.461.734,84	8.334.488,07	6.139.410,02	4.971.706,90
<b>Rioja (La)</b>	<b>2.395.720,40</b>	<b>2.507.307,30</b>	<b>2.503.759,50</b>	<b>2.668.841,02</b>	<b>2.898.212,19</b>	<b>3.008.904,95</b>	<b>2.874.814,61</b>	<b>1.948.453,32</b>	<b>1.700.612,15</b>
Madrid	41.253.549,80	43.317.235,10	43.298.961,60	46.809.528,90	49.409.485,34	53.901.164,58	48.917.767,27	31.003.638,16	25.052.282,74
Murcia	7.926.506,50	8.799.797,30	10.188.287,80	11.859.666,82	12.967.561,18	14.510.912,51	13.808.539,86	8.419.170,22	6.801.731,02
Navarra	4.727.183,70	5.061.873,00	5.907.443,90	6.221.455,07	6.697.205,49	7.301.801,55	7.464.542,56	5.111.636,38	4.304.086,85
<b>Pais Vasco</b>	<b>18.810.374,10</b>	<b>19.978.085,50</b>	<b>20.782.522,30</b>	<b>21.995.753,22</b>	<b>22.864.103,99</b>	<b>24.821.469,18</b>	<b>23.592.739,63</b>	<b>15.599.916,13</b>	<b>13.461.491,06</b>
Álava	2.249.983,50	2.517.044,80	2.755.214,50	2.971.519,52	3.096.853,75	3.397.453,16	3.172.285,55	2.074.295,86	1.815.303,97
Gipuzkoa	7.397.800,00	7.585.915,50	7.940.758,40	8.723.272,23	9.089.216,70	9.935.188,87	10.052.813,12	6.985.270,74	5.882.979,02
Vizcaya	9.162.790,60	9.895.125,20	10.086.549,40	10.300.961,46	10.300.961,46	11.488.847,35	10.367.640,96	6.542.349,53	5.763.208,06
<b>Comunidad Valenciana</b>	<b>28.696.555,10</b>	<b>30.827.346,00</b>	<b>35.684.254,80</b>	<b>39.200.216,66</b>	<b>41.750.733,23</b>	<b>44.944.277,72</b>	<b>43.309.383,33</b>	<b>26.953.879,87</b>	<b>21.669.424,21</b>
Valencia	14.287.927,70	15.430.027,70	19.069.255,30	20.938.050,36	22.202.464,14	23.546.531,27	22.874.089,47	14.646.476,81	11.978.244,30
Alicante	9.978.812,40	10.609.607,00	11.322.455,60	12.968.041,26	13.124.235,59	14.215.745,55	13.571.640,77	8.145.640,30	6.728.590,56
Castellón	4.429.815,00	4.787.711,30	5.292.543,90	5.894.125,03	6.424.033,50	7.182.000,90	6.863.653,09	4.161.762,76	2.962.589,36
<b>Ceuta</b>	<b>46.806,00</b>	<b>55.284,80</b>	<b>55.516,40</b>	<b>60.446,39</b>	<b>68.154,31</b>	<b>67.456,96</b>	<b>67.217,95</b>	<b>53.172,16</b>	<b>44.165,70</b>
<b>Melilla</b>	<b>47.097,80</b>	<b>45.191,50</b>	<b>40.893,80</b>	<b>35.085,91</b>	<b>41.028,01</b>	<b>48.491,40</b>	<b>48.903,00</b>	<b>22.826,35</b>	<b>13.849,71</b>
<b>TOTAL</b>	<b>237.499.032,60</b>	<b>252.701.406,30</b>	<b>266.183.310,60</b>	<b>292.540.023,92</b>	<b>309.030.766,41</b>	<b>338.283.407,34</b>	<b>319.161.761,39</b>	<b>202.966.681,50</b>	<b>165.320.581,53</b>

Fuente: Instituto Nacional de Estadística

IMPORTE EFECTOS EN CARTERA 2007 (en miles de euros)

	enero-07	febrero-07	marzo-07	abril-07	mayo-07	junio-07	julio-07	agosto-07	septiembre-07	octubre-07	noviembre-07	diciembre-07
<b>Andalucía</b>	<b>3.349.965,51</b>	<b>3.119.133,90</b>	<b>3.332.203,58</b>	<b>3.228.210,23</b>	<b>3.322.107,87</b>	<b>3.200.301,82</b>	<b>3.538.670,50</b>	<b>2.738.621,12</b>	<b>3.425.694,70</b>	<b>3.662.434,51</b>	<b>3.364.788,03</b>	<b>3.337.426,39</b>
Almería	347.112,30	328.003,45	351.778,09	328.969,33	342.816,33	340.222,14	366.935,11	270.693,89	348.326,61	380.000,09	327.601,17	339.744,00
Cádiz	354.695,42	348.428,81	357.248,38	333.953,19	355.859,35	332.208,09	377.994,67	297.230,67	362.571,85	377.941,28	355.783,26	365.163,37
Córdoba	448.429,54	405.306,79	440.391,96	427.731,03	437.230,17	425.965,18	459.728,80	345.696,42	438.823,89	441.418,15	419.925,80	456.286,32
Granada	418.548,75	388.871,45	425.181,23	384.861,48	411.056,88	388.738,00	428.524,04	353.014,57	417.316,14	445.808,77	424.052,95	402.647,27
Huelva	164.053,40	144.919,48	141.084,58	142.573,56	143.836,21	139.811,84	152.891,38	128.037,36	144.692,64	158.518,30	144.320,77	152.694,89
Jaén	215.173,86	203.324,43	208.466,92	205.952,38	212.424,06	206.524,09	223.004,39	173.762,63	233.854,64	236.466,82	219.122,40	219.284,11
Málaga	531.895,99	478.882,22	526.572,23	520.928,79	515.868,61	510.340,18	550.464,10	433.473,88	520.736,40	574.144,46	520.593,40	519.490,58
Sevilla	870.056,26	821.397,28	881.480,19	883.240,47	903.016,26	856.492,31	979.128,01	736.711,70	959.372,55	1.048.136,64	953.359,82	885.115,85
<b>Aragón</b>	<b>941.913,70</b>	<b>855.807,19</b>	<b>879.228,68</b>	<b>837.609,50</b>	<b>906.673,07</b>	<b>899.008,56</b>	<b>964.883,03</b>	<b>727.596,35</b>	<b>1.045.851,32</b>	<b>983.064,65</b>	<b>917.510,82</b>	<b>941.361,13</b>
Huesca	89.743,54	81.595,25	87.253,30	80.827,33	88.399,75	86.903,74	95.747,03	78.675,34	104.847,87	103.017,34	94.035,40	95.604,27
Teruel	71.062,26	66.243,90	72.723,37	70.379,53	74.064,04	74.132,68	77.059,55	61.294,81	88.106,35	75.811,62	79.462,66	89.470,10
Zaragoza	781.107,90	707.968,04	719.252,01	686.402,64	744.209,88	737.972,13	792.076,44	597.626,20	852.897,10	804.235,70	744.012,77	758.286,76
<b>Asturias</b>	<b>600.036,47</b>	<b>559.880,81</b>	<b>570.698,25</b>	<b>542.082,94</b>	<b>561.814,15</b>	<b>536.090,16</b>	<b>591.747,67</b>	<b>496.501,48</b>	<b>630.425,07</b>	<b>627.232,66</b>	<b>572.360,38</b>	<b>594.899,54</b>
<b>Baleares (Islas)</b>	<b>322.460,56</b>	<b>286.569,58</b>	<b>323.089,26</b>	<b>317.630,98</b>	<b>304.581,53</b>	<b>321.477,45</b>	<b>367.307,51</b>	<b>292.649,47</b>	<b>356.669,23</b>	<b>378.009,16</b>	<b>313.375,54</b>	<b>306.842,44</b>
<b>Islas Canarias</b>	<b>581.541,64</b>	<b>524.760,40</b>	<b>566.537,38</b>	<b>538.942,34</b>	<b>472.740,67</b>	<b>542.211,35</b>	<b>589.880,59</b>	<b>514.673,97</b>	<b>543.549,72</b>	<b>588.979,66</b>	<b>541.970,07</b>	<b>524.594,55</b>
S.C. Tenerife	263.149,90	243.131,12	264.771,10	241.962,39	187.418,29	259.205,01	271.883,68	237.742,10	254.465,02	272.894,02	250.266,70	242.778,59
Palmas (Las)	318.391,75	281.629,29	301.766,28	296.979,95	285.322,38	283.006,34	317.996,90	276.931,87	289.084,70	316.085,64	291.703,38	281.815,97
<b>Cantabria</b>	<b>300.400,25</b>	<b>266.654,43</b>	<b>278.526,64</b>	<b>274.519,66</b>	<b>280.255,66</b>	<b>273.025,42</b>	<b>318.824,46</b>	<b>248.758,03</b>	<b>322.706,86</b>	<b>330.295,06</b>	<b>297.403,27</b>	<b>274.926,99</b>
<b>Castilla La Mancha</b>	<b>1.052.228,19</b>	<b>965.712,54</b>	<b>1.033.574,63</b>	<b>996.587,35</b>	<b>1.059.430,83</b>	<b>1.071.109,90</b>	<b>1.124.959,97</b>	<b>693.001,23</b>	<b>1.146.815,70</b>	<b>1.260.559,78</b>	<b>1.093.283,48</b>	<b>1.087.263,32</b>
Albacete	258.018,88	237.050,15	248.840,53	249.041,42	252.785,61	259.294,17	265.334,56	222.502,00	266.890,94	275.050,77	251.938,83	244.025,44
Ciudad Real	251.463,59	240.842,04	263.545,03	243.035,83	250.112,51	267.031,37	274.672,86	222.638,16	278.933,36	342.431,63	277.983,59	266.089,14
Cuenca	108.051,27	96.743,63	100.192,06	99.350,24	102.507,55	109.566,79	109.831,49	95.361,90	106.489,51	125.320,86	107.122,40	112.513,18
Guadalajara	72.580,93	69.338,98	76.166,50	71.212,63	87.282,20	85.034,97	89.353,21	59.354,73	105.590,75	109.464,86	91.940,81	103.170,84
Toledo	362.113,53	321.737,74	344.830,52	333.947,23	366.742,97	350.182,60	385.767,85	292.944,44	388.911,14	408.291,66	394.297,85	361.484,72
<b>Castilla y León</b>	<b>1.345.113,27</b>	<b>1.199.437,55</b>	<b>1.241.953,91</b>	<b>1.192.964,79</b>	<b>1.291.709,46</b>	<b>1.219.923,70</b>	<b>1.374.963,26</b>	<b>1.148.338,76</b>	<b>1.317.040,05</b>	<b>1.485.399,89</b>	<b>1.304.814,06</b>	<b>1.286.942,24</b>
Ávila	39.160,33	34.053,28	37.912,34	32.668,31	36.533,77	35.584,08	36.256,28	38.972,29	37.608,83	40.377,07	41.183,53	38.824,13
Burgos	253.717,58	226.828,62	232.899,52	230.120,67	236.268,87	246.862,99	245.011,70	205.422,12	238.806,46	257.675,12	221.932,89	236.435,01
León	278.201,97	239.562,77	255.112,55	254.353,12	268.208,94	261.282,13	305.731,50	258.893,98	281.929,91	325.670,93	282.230,26	262.394,55
Palencia	55.049,54	50.952,69	50.114,05	47.803,59	54.978,32	51.039,51	60.754,32	50.333,36	57.159,71	66.327,42	61.315,13	61.338,92
Salamanca	203.614,99	183.962,35	183.041,92	177.974,47	213.207,77	177.182,08	212.759,54	179.814,80	202.958,87	257.746,29	225.449,54	202.355,49
Segovia	77.198,68	73.025,11	70.034,94	65.044,88	69.666,45	63.856,21	73.282,98	58.573,70	72.076,29	73.953,85	68.774,10	67.393,28
Soria	36.455,56	32.810,76	34.900,52	31.283,96	34.648,08	31.049,35	35.626,68	28.577,69	35.851,67	37.947,52	34.781,53	36.603,92
Valladolid	323.016,78	289.386,25	306.145,45	289.586,25	306.577,53	289.906,54	332.930,57	267.265,69	317.961,77	348.292,01	299.774,80	307.995,43
Zamora	78.697,86	68.855,71	71.792,61	64.129,34	71.619,73	63.160,81	72.609,69	60.485,14	72.686,54	77.409,68	69.372,29	73.601,51
<b>Cataluña</b>	<b>5.500.049,02</b>	<b>5.116.817,26</b>	<b>5.234.994,30</b>	<b>5.168.502,51</b>	<b>5.496.529,04</b>	<b>5.369.450,65</b>	<b>5.920.475,93</b>	<b>4.040.423,13</b>	<b>6.272.455,59</b>	<b>5.955.803,49</b>	<b>5.020.757,38</b>	<b>5.198.408,48</b>
Barcelona	4.530.039,37	4.239.079,84	4.303.303,92	4.236.198,94	4.519.087,75	4.420.068,12	4.853.239,32	3.201.832,36	5.203.265,36	4.868.525,25	4.075.787,24	4.249.769,44
Girona	408.197,06	371.435,45	389.483,75	408.225,95	417.349,67	418.661,83	460.463,14	369.444,44	447.502,20	455.275,70	382.243,15	405.493,94
Lleida	250.149,99	217.908,39	239.928,15	229.402,69	246.069,11	232.027,60	256.164,23	202.605,59	272.311,71	283.702,87	265.261,79	250.917,85
Tarragona	311.662,61	288.393,58	302.278,48	294.674,93	314.022,51	298.693,10	350.609,24	266.540,74	349.376,32	348.299,67	297.465,20	292.227,25
<b>Extremadura</b>	<b>477.750,74</b>	<b>447.548,51</b>	<b>529.400,45</b>	<b>485.100,23</b>	<b>501.420,82</b>	<b>477.734,85</b>	<b>498.716,43</b>	<b>443.735,10</b>	<b>487.299,53</b>	<b>554.549,22</b>	<b>523.962,28</b>	<b>519.371,64</b>
Badajoz	348.372,01	341.593,81	413.075,92	369.743,77	383.005,37	365.063,21	376.857,98	337.754,55	369.977,95	419.546,34	394.065,18	388.612,18
Cáceres	129.378,73	105.954,70	116.324,53	115.356,46	118.415,45	112.671,65	121.858,45	105.980,55	117.321,58	135.002,88	129.897,10	130.759,46
<b>Galicia</b>	<b>1.678.111,97</b>	<b>1.469.569,19</b>	<b>1.564.970,13</b>	<b>1.580.419,62</b>	<b>1.646.576,72</b>	<b>1.555.471,16</b>	<b>1.816.084,30</b>	<b>1.488.792,26</b>	<b>1.677.222,21</b>	<b>1.917.254,80</b>	<b>1.713.026,99</b>	<b>1.807.836,63</b>
Coruña (A)	697.470,57	608.770,64	639.713,38	656.799,22	682.027,14	651.866,15	772.382,08	643.169,64	690.805,59	798.619,60	715.792,17	734.782,54
Lugo	117.174,88	102.473,71	110.598,69	114.128,85	117.127,08	110.883,12	126.053,83	108.076,43	119.224,07	133.999,50	121.849,35	122.398,71
Ourense	149.270,42	133.250,10	138.547,67	143.187,62	138.072,45	135.959,22	156.021,13	120.486,17	148.001,99	186.928,64	148.938,16	158.750,67
Pontevedra	714.196,10	625.074,75	676.110,40	666.303,93	709.350,06	656.762,67	761.627,26	617.060,02	719.190,56	797.707,07	726.447,31	791.904,72
<b>Rioja (La)</b>	<b>278.729,62</b>	<b>244.198,62</b>	<b>251.478,43</b>	<b>252.447,80</b>	<b>263.938,74</b>	<b>244.526,98</b>	<b>263.478,70</b>	<b>201.904,02</b>	<b>247.062,80</b>	<b>273.475,08</b>	<b>227.585,68</b>	<b>260.078,49</b>
<b>Madrid</b>	<b>4.813.424,82</b>	<b>4.249.658,35</b>	<b>4.504.825,81</b>	<b>4.246.665,70</b>	<b>4.353.617,50</b>	<b>4.387.436,42</b>	<b>4.833.961,26</b>	<b>3.573.957,11</b>	<b>4.973.075,90</b>	<b>4.977.184,31</b>	<b>4.359.522,71</b>	<b>4.627.834,69</b>
Murcia	1.231.105,85	1.150.301,54	1.275.332,20	1.193.422,40	1.244.659,88	1.182.733,26	1.286.343,90	950.162,61	1.314.524,72	1.313.917,38	1.203.608,43	1.164.800,34
<b>Navarra</b>	<b>663.236,55</b>	<b>578.946,26</b>	<b>577.343,09</b>	<b>558.278,28</b>	<b>579.476,39</b>	<b>583.974,88</b>	<b>632.460,08</b>	<b>556.607,19</b>	<b>663.313,92</b>	<b>664.195,09</b>	<b>603.863,64</b>	<b>640.106,21</b>
<b>País Vasco</b>	<b>2.148.143,04</b>	<b>2.004.913,27</b>	<b>2.064.427,60</b>	<b>1.965.521,69</b>	<b>2.128.965,19</b>	<b>2.027.284,55</b>	<b>2.310.379,12</b>	<b>1.399.411,78</b>	<b>2.502.941,55</b>	<b>2.470.460,10</b>	<b>1.830.973,16</b>	<b>1.968.048,12</b>
Álava	297.609,50	284.092,70	269.136,33	263.149,46	297.701,97	273.743,50	301.558,69	206.658,09	358.313,80	307.312,42	257.601,24	280

IMPORTE EFECTOS EN CARTERA 2008 (en miles de euros)

	enero-08	febrero-08	marzo-08	abril-08	mayo-08	junio-08	julio-08	agosto-08	septiembre-08	octubre-08	noviembre-08	diciembre-08
<b>Andalucía</b>	<b>3.436.274,07</b>	<b>3.300.210,92</b>	<b>3.454.034,20</b>	<b>3.311.079,46</b>	<b>3.186.075,09</b>	<b>3.230.294,95</b>	<b>3.058.429,24</b>	<b>2.351.556,60</b>	<b>3.092.436,50</b>	<b>2.724.440,93</b>	<b>2.352.271,81</b>	<b>2.676.580,03</b>
Almería	353.285,54	336.465,68	362.238,10	331.513,72	312.295,86	322.218,32	307.541,64	236.767,03	305.396,11	260.615,52	237.899,65	258.141,20
Cádiz	360.788,95	350.736,11	365.086,63	325.383,84	318.801,85	303.778,40	288.123,62	238.255,72	297.991,96	262.077,15	218.646,44	254.794,93
Córdoba	448.054,19	438.940,48	449.950,15	458.161,37	460.512,23	447.263,67	419.822,55	318.565,90	436.652,04	376.987,17	319.111,81	358.755,57
Granada	445.852,47	396.397,77	435.129,57	408.598,75	413.521,47	404.630,21	403.325,73	307.605,88	401.155,89	358.295,22	297.140,66	392.203,22
Huelva	154.915,63	147.585,40	156.270,82	154.504,91	147.064,56	141.333,51	137.259,08	110.245,04	132.249,45	119.077,78	101.343,85	108.278,18
Jaén	228.608,44	212.882,89	223.198,71	216.293,17	208.825,82	212.914,48	212.787,94	163.047,84	220.767,49	199.848,68	170.828,99	189.845,92
Málaga	547.347,64	507.263,11	536.722,74	497.747,26	467.067,49	517.572,80	473.663,75	348.306,21	464.309,61	409.628,91	341.991,88	373.877,67
Sevilla	897.421,21	909.939,49	925.437,47	918.876,44	857.985,81	880.583,56	815.904,93	628.762,99	833.913,95	737.910,49	665.308,53	740.683,34
<b>Aragón</b>	<b>993.279,58</b>	<b>922.210,34</b>	<b>930.785,55</b>	<b>909.439,23</b>	<b>930.886,87</b>	<b>943.758,48</b>	<b>944.738,37</b>	<b>720.464,13</b>	<b>1.035.547,78</b>	<b>899.605,68</b>	<b>723.670,59</b>	<b>826.404,66</b>
Huesca	109.655,04	102.236,07	100.038,51	94.225,52	96.963,46	100.268,70	107.279,89	82.149,08	112.003,36	95.844,55	81.777,35	89.007,70
Teruel	81.865,59	74.808,42	76.764,31	77.807,37	74.910,14	82.314,75	79.058,40	67.474,60	82.540,17	73.549,02	70.899,06	76.424,89
Zaragoza	801.758,96	745.165,85	753.982,73	737.406,34	759.013,27	761.175,03	758.400,09	570.840,46	841.004,24	730.212,11	570.994,18	660.972,07
<b>Asturias</b>	<b>615.027,96</b>	<b>582.953,73</b>	<b>606.470,87</b>	<b>576.098,90</b>	<b>569.015,92</b>	<b>605.590,66</b>	<b>572.053,67</b>	<b>474.357,97</b>	<b>636.013,66</b>	<b>529.326,05</b>	<b>467.485,59</b>	<b>556.573,12</b>
<b>Baleares (Islas)</b>	<b>320.163,26</b>	<b>295.310,06</b>	<b>326.903,09</b>	<b>310.828,49</b>	<b>325.541,79</b>	<b>355.194,11</b>	<b>343.480,46</b>	<b>259.638,91</b>	<b>351.616,81</b>	<b>293.678,41</b>	<b>222.028,01</b>	<b>270.371,27</b>
<b>Islas Canarias</b>	<b>544.898,50</b>	<b>518.169,18</b>	<b>530.411,63</b>	<b>497.959,20</b>	<b>458.245,55</b>	<b>482.779,75</b>	<b>464.166,54</b>	<b>397.440,87</b>	<b>477.157,17</b>	<b>413.206,01</b>	<b>364.016,30</b>	<b>376.496,17</b>
S.C.Tenerife	242.705,75	230.663,78	243.938,07	218.565,36	209.397,80	229.309,03	204.938,21	177.166,17	221.066,30	187.046,69	166.448,99	167.531,43
Palmas (Las)	302.192,75	287.505,40	286.473,56	279.393,84	248.847,75	253.470,72	259.248,33	220.274,71	256.090,87	226.159,32	197.587,21	208.964,34
<b>Cantabria</b>	<b>308.618,77</b>	<b>291.912,31</b>	<b>291.505,37</b>	<b>284.588,02</b>	<b>281.717,70</b>	<b>296.828,88</b>	<b>302.141,86</b>	<b>234.071,08</b>	<b>322.864,97</b>	<b>273.755,85</b>	<b>223.064,30</b>	<b>271.859,06</b>
<b>Castilla La Mancha</b>	<b>1.133.851,29</b>	<b>1.082.547,46</b>	<b>1.101.038,49</b>	<b>1.028.515,45</b>	<b>1.063.292,45</b>	<b>1.108.651,54</b>	<b>1.037.457,59</b>	<b>828.065,54</b>	<b>1.106.875,70</b>	<b>987.207,38</b>	<b>835.082,78</b>	<b>936.092,87</b>
Albacete	265.249,43	247.584,91	263.415,25	236.153,64	255.335,58	255.379,75	235.649,68	194.231,85	289.172,50	232.774,15	205.983,78	221.164,09
Ciudad Real	282.802,83	273.393,21	273.801,46	262.972,81	259.186,88	267.916,80	256.547,08	204.959,21	268.412,38	242.433,75	209.074,91	228.370,32
Cuenca	114.323,55	110.695,46	107.209,89	104.021,79	108.431,91	117.506,89	99.928,94	98.737,51	108.031,94	107.325,26	87.741,41	140.118,43
Guadalajara	92.395,09	87.971,74	91.923,43	79.506,13	85.151,75	102.722,49	85.763,64	63.415,78	84.118,60	75.982,18	56.211,61	61.617,19
Toledo	379.080,40	362.902,14	364.688,46	345.861,09	365.186,33	365.125,61	359.568,24	266.721,19	357.140,28	328.712,04	276.071,08	288.829,59
<b>Castilla y León</b>	<b>1.349.555,14</b>	<b>1.298.694,04</b>	<b>1.273.584,65</b>	<b>1.212.266,68</b>	<b>1.240.825,99</b>	<b>1.299.455,01</b>	<b>1.260.424,05</b>	<b>1.018.855,61</b>	<b>1.393.741,10</b>	<b>1.221.410,57</b>	<b>957.414,62</b>	<b>1.158.765,46</b>
Ávila	41.639,36	42.347,34	41.304,67	34.936,34	39.464,33	38.149,70	37.377,17	32.715,82	40.892,87	30.488,50	27.305,30	31.617,01
Burgos	238.505,22	236.070,71	234.303,32	219.547,93	227.145,70	248.834,81	224.211,05	180.759,71	248.055,34	211.172,28	158.289,30	204.162,93
León	281.371,10	270.259,11	266.114,17	278.214,43	283.330,54	286.480,47	266.426,43	213.585,93	301.815,09	265.613,82	213.356,75	264.431,60
Palencia	67.928,04	58.176,20	58.769,08	55.606,11	54.491,62	57.336,47	65.213,34	52.892,38	64.545,68	56.962,67	41.197,07	46.966,84
Salamanca	219.524,51	213.832,85	198.620,34	185.144,82	189.602,67	193.853,97	191.342,93	162.541,48	216.045,89	198.121,71	146.420,73	181.352,02
Segovia	70.493,03	69.876,47	71.604,28	71.787,41	70.204,98	71.990,51	69.319,67	59.306,92	72.897,89	62.943,36	57.299,97	62.756,88
Soria	37.364,42	36.123,09	35.730,60	34.430,59	35.331,05	38.610,25	35.961,62	29.539,96	41.895,92	34.912,47	33.151,82	34.338,12
Valladolid	317.216,84	303.340,56	301.102,89	266.720,69	273.583,25	295.989,22	300.371,54	232.485,62	337.583,55	293.897,31	219.113,71	266.512,84
Zamora	75.512,82	68.657,71	66.029,31	65.878,34	67.671,86	68.209,60	70.200,32	55.027,80	70.008,88	67.298,46	61.282,97	67.627,24
<b>Cataluña</b>	<b>5.520.211,92</b>	<b>5.252.263,56</b>	<b>5.316.465,93</b>	<b>5.157.276,55</b>	<b>5.304.935,43</b>	<b>5.328.811,41</b>	<b>5.313.635,37</b>	<b>3.713.448,23</b>	<b>5.976.030,70</b>	<b>4.675.741,59</b>	<b>3.987.048,23</b>	<b>4.530.933,96</b>
Barcelona	4.533.230,04	4.317.214,22	4.357.119,32	4.224.196,37	4.338.229,22	4.352.146,86	4.324.270,16	2.942.822,15	4.909.763,04	3.970.540,75	3.267.819,16	3.702.232,62
Girona	413.473,18	389.482,06	406.750,99	394.468,94	417.775,59	420.291,04	426.863,46	330.986,22	461.768,96	389.117,19	306.248,28	360.807,70
Lleida	261.902,82	248.049,36	247.321,83	248.737,57	255.545,06	255.223,05	251.175,10	209.094,60	281.152,02	245.058,98	203.930,41	228.048,44
Tarragona	311.605,87	297.517,92	305.273,79	289.873,67	293.385,57	301.150,45	311.326,65	230.545,26	323.346,67	271.024,66	209.050,38	239.844,20
<b>Extremadura</b>	<b>560.279,03</b>	<b>501.987,50</b>	<b>530.670,67</b>	<b>504.919,85</b>	<b>507.353,49</b>	<b>497.367,03</b>	<b>515.210,36</b>	<b>419.365,65</b>	<b>483.746,33</b>	<b>461.636,88</b>	<b>380.914,04</b>	<b>412.260,88</b>
Badajoz	430.241,08	368.715,46	384.434,17	374.816,11	370.197,89	368.985,16	393.669,78	313.541,76	360.633,67	349.871,73	294.308,07	312.438,21
Cáceres	130.037,96	133.272,04	146.236,50	130.103,74	137.155,60	128.411,87	121.540,57	105.823,89	123.112,66	111.765,15	86.605,97	99.822,67
<b>Galicia</b>	<b>1.793.347,11</b>	<b>1.703.011,06</b>	<b>1.757.664,72</b>	<b>1.691.987,93</b>	<b>1.633.843,44</b>	<b>1.680.805,47</b>	<b>1.644.225,27</b>	<b>1.442.109,59</b>	<b>1.846.534,88</b>	<b>1.570.273,11</b>	<b>1.346.625,97</b>	<b>1.652.599,10</b>
Coruña (A)	722.448,46	693.867,42	715.122,33	703.658,10	680.085,75	727.277,36	700.548,73	614.299,53	824.770,56	671.421,70	565.879,62	728.538,35
Lugo	177.851,09	122.111,40	129.753,05	130.958,22	128.609,39	119.043,76	111.816,10	96.176,53	125.818,07	110.229,47	98.995,25	105.586,11
Ourense	166.940,07	126.841,67	142.667,88	139.529,12	131.178,32	136.367,94	142.451,46	121.877,33	149.204,12	137.882,44	115.281,00	153.451,88
Pontevedra	766.107,49	760.190,58	770.121,46	717.842,48	693.969,98	698.116,42	689.408,98	609.756,20	746.742,13	650.739,49	566.470,10	665.022,76
<b>Rioja (La)</b>	<b>266.538,56</b>	<b>248.703,32</b>	<b>253.416,87</b>	<b>236.939,76</b>	<b>264.272,83</b>	<b>242.742,07</b>	<b>265.428,97</b>	<b>198.197,83</b>	<b>259.170,31</b>	<b>228.767,75</b>	<b>193.262,50</b>	<b>217.373,83</b>
<b>Madrid</b>	<b>5.152.327,28</b>	<b>4.427.676,98</b>	<b>4.493.395,37</b>	<b>4.187.440,88</b>	<b>4.087.554,63</b>	<b>4.376.012,08</b>	<b>4.109.364,56</b>	<b>3.038.298,52</b>	<b>4.336.931,26</b>	<b>3.834.225,60</b>	<b>3.317.023,28</b>	<b>3.557.516,82</b>
<b>Murcia</b>	<b>1.279.086,27</b>	<b>1.247.193,64</b>	<b>1.292.587,60</b>	<b>1.202.794,21</b>	<b>1.193.963,45</b>	<b>1.225.988,29</b>	<b>1.246.089,91</b>	<b>900.681,68</b>	<b>1.255.115,11</b>	<b>1.091.205,70</b>	<b>869.527,27</b>	<b>1.004.306,73</b>
<b>Navarra</b>	<b>674.062,57</b>	<b>644.736,23</b>	<b>635.199,07</b>	<b>620.420,02</b>	<b>630.779,90</b>	<b>635.036,35</b>	<b>635.109,09</b>	<b>550.897,40</b>	<b>725.454,86</b>	<b>601.192,78</b>	<b>513.429,49</b>	<b>598.224,82</b>
<b>Pais Vasco</b>	<b>2.149.974,87</b>	<b>1.974.573,78</b>	<b>2.010.511,43</b>	<b>2.001.726,77</b>	<b>2.044.019,98</b>	<b>2.043.980,77</b>	<b>2.130.856,57</b>	<b>1.400.558,42</b>	<b>2.589.599,53</b>	<b>1.861.499,20</b>	<b>1.597.752,73</b>	<b>1.787.685,59</b>
Álava	295.666,30	270.214,20	278.543,25	276.272,17	277.611,48	268.858,56	286.665,60	176.754,95	352.412,9			

IMPORTE EFECTOS EN CARTERA 2009 (en miles de euros)

	enero-09	febrero-09	marzo-09	abril-09	mayo-09	junio-09	julio-09	agosto-09	septiembre-09	octubre-09	noviembre-09	diciembre-09
<b>Andalucía</b>	<b>2.280.078,87</b>	<b>2.010.828,91</b>	<b>2.070.026,21</b>	<b>1.807.670,12</b>	<b>1.568.481,01</b>	<b>1.688.555,97</b>	<b>1.577.579,93</b>	<b>1.234.528,60</b>	<b>1.533.335,85</b>	<b>1.457.486,22</b>	<b>1.370.415,24</b>	<b>1.326.778,03</b>
Almería	248.047,34	220.653,94	221.517,54	183.041,70	159.333,76	178.764,26	174.035,31	122.912,78	158.323,53	148.408,38	140.270,66	139.755,72
Cádiz	220.034,32	194.632,43	197.238,75	158.414,85	145.223,97	155.386,55	139.858,31	109.618,66	133.085,82	127.659,29	120.051,65	113.222,88
Córdoba	335.358,23	291.878,40	318.940,00	309.741,50	230.619,62	254.669,06	236.662,70	187.447,43	263.621,52	219.882,44	210.887,38	208.006,39
Granada	297.471,28	248.218,26	264.855,29	231.202,86	204.558,33	230.917,00	194.644,51	151.010,47	186.133,65	180.090,53	165.350,47	158.998,99
Huelva	91.320,38	80.283,31	82.059,38	74.030,64	60.598,65	60.343,60	56.214,41	45.874,21	51.503,87	50.755,83	48.134,56	50.000,74
Jaén	180.261,20	145.320,99	158.617,73	130.093,64	120.427,04	123.799,91	112.984,60	89.434,39	114.226,82	113.051,83	107.962,38	107.222,05
Málaga	325.560,55	318.550,36	297.519,03	261.842,63	237.804,85	245.054,98	225.474,63	210.386,40	224.295,35	212.424,05	196.143,63	182.486,21
Sevilla	582.025,37	511.291,22	529.278,50	459.302,30	409.912,80	439.620,61	437.705,46	317.844,27	402.145,30	405.213,88	381.614,51	367.185,06
<b>Aragón</b>	<b>753.406,50</b>	<b>636.764,22</b>	<b>644.060,19</b>	<b>584.549,30</b>	<b>563.036,40</b>	<b>591.967,50</b>	<b>577.194,84</b>	<b>442.624,40</b>	<b>576.893,41</b>	<b>530.498,54</b>	<b>490.652,44</b>	<b>511.815,04</b>
Huesca	83.610,88	73.212,42	78.802,38	67.148,75	59.602,59	65.888,12	63.431,47	53.395,21	65.180,63	64.234,20	62.851,71	55.751,16
Teruel	68.050,51	57.755,89	62.694,99	54.285,65	50.090,38	47.951,22	50.635,41	41.125,62	50.683,90	50.630,79	49.197,08	47.927,68
Zaragoza	601.745,11	505.795,91	502.562,81	463.114,90	453.343,43	478.128,16	463.127,96	348.103,57	461.028,89	415.633,55	378.603,65	408.136,20
<b>Asturias</b>	<b>492.476,21</b>	<b>445.950,43</b>	<b>447.731,73</b>	<b>383.600,78</b>	<b>353.749,18</b>	<b>387.467,63</b>	<b>367.515,07</b>	<b>316.236,25</b>	<b>373.173,24</b>	<b>350.581,91</b>	<b>332.995,49</b>	<b>312.656,95</b>
<b>Baleares (Islas)</b>	<b>273.947,63</b>	<b>235.378,42</b>	<b>248.254,63</b>	<b>225.746,45</b>	<b>187.710,97</b>	<b>258.282,55</b>	<b>240.820,36</b>	<b>190.240,36</b>	<b>242.753,44</b>	<b>221.608,57</b>	<b>188.950,65</b>	<b>174.308,63</b>
<b>Islas Canarias</b>	<b>359.230,73</b>	<b>319.685,45</b>	<b>316.841,53</b>	<b>273.812,31</b>	<b>243.971,99</b>	<b>264.097,81</b>	<b>241.209,74</b>	<b>196.213,35</b>	<b>231.545,57</b>	<b>221.743,58</b>	<b>218.399,12</b>	<b>211.690,48</b>
S.C.Tenerife	164.194,53	145.037,82	148.403,11	133.989,67	116.105,08	127.864,36	116.299,14	91.840,89	108.949,59	107.673,14	106.380,95	106.784,32
Palmas (Las)	195.036,20	174.647,63	168.438,42	139.822,65	127.866,91	136.233,45	124.910,59	104.372,46	122.595,98	114.070,43	112.018,17	104.927,68
<b>Cantabria</b>	<b>230.791,88</b>	<b>193.541,33</b>	<b>202.147,52</b>	<b>174.943,85</b>	<b>169.932,98</b>	<b>173.223,97</b>	<b>169.927,70</b>	<b>136.038,17</b>	<b>176.165,66</b>	<b>155.280,69</b>	<b>148.030,37</b>	<b>147.367,37</b>
<b>Castilla La Mancha</b>	<b>816.400,98</b>	<b>736.811,25</b>	<b>742.280,29</b>	<b>650.036,27</b>	<b>601.335,01</b>	<b>674.701,29</b>	<b>597.512,44</b>	<b>468.977,53</b>	<b>616.246,42</b>	<b>594.917,42</b>	<b>545.688,50</b>	<b>557.540,51</b>
Albacete	192.710,62	175.580,70	178.409,44	166.907,29	151.864,32	153.055,41	147.768,59	108.827,58	147.020,80	142.938,52	125.604,70	119.981,34
Ciudad Real	210.402,15	192.976,82	184.074,33	170.737,23	150.349,79	163.040,55	154.302,13	125.693,48	161.024,12	147.534,08	148.602,50	140.387,24
Cuenca	92.582,73	90.613,58	86.039,57	78.407,32	74.411,58	91.020,57	64.748,35	66.663,06	80.524,64	86.635,25	69.691,28	101.570,32
Guadalajara	48.431,82	49.088,82	70.128,01	38.158,18	35.559,02	72.910,89	49.469,67	29.897,76	45.978,42	36.296,74	34.557,93	33.746,49
Toledo	272.273,66	228.551,33	223.628,94	195.826,24	189.151,31	194.673,87	181.223,70	137.895,65	181.698,44	181.512,84	167.232,09	161.855,13
<b>Castilla y León</b>	<b>1.046.432,64</b>	<b>890.101,51</b>	<b>876.650,84</b>	<b>797.702,01</b>	<b>745.345,84</b>	<b>846.382,86</b>	<b>756.916,14</b>	<b>594.005,57</b>	<b>747.434,31</b>	<b>665.264,60</b>	<b>655.422,60</b>	<b>665.422,60</b>
Ávila	29.209,94	25.396,94	27.538,46	22.738,35	21.796,20	24.575,18	20.587,09	18.611,31	23.753,56	21.225,38	19.965,73	21.644,34
Burgos	180.420,57	154.136,46	151.037,38	133.370,25	126.239,44	151.863,69	119.236,52	95.229,57	123.419,37	119.380,02	112.827,88	107.678,67
León	220.148,80	196.969,54	201.201,91	187.434,07	171.076,23	206.831,83	186.335,79	127.533,82	149.227,98	164.187,02	148.962,80	154.309,71
Palencia	50.273,76	43.421,23	39.992,29	40.248,48	38.034,17	39.584,49	38.903,44	31.620,57	31.666,97	30.396,06	29.241,78	28.906,06
Salamanca	177.229,96	135.905,44	127.491,32	116.877,86	115.236,81	112.987,89	108.851,05	90.052,47	99.404,99	137.948,90	94.093,32	97.646,33
Segovia	57.678,83	50.132,31	53.401,39	48.813,45	45.466,69	51.379,41	47.333,95	39.734,23	44.669,67	47.607,71	45.137,54	43.638,56
Soria	34.856,66	28.233,93	29.299,73	28.274,96	26.191,33	30.169,56	28.495,99	20.719,46	31.452,87	27.048,10	25.068,68	27.075,58
Valladolid	234.441,22	201.519,68	192.067,48	168.982,76	153.407,77	180.385,55	156.529,46	126.617,91	153.757,48	150.732,58	133.593,63	137.387,41
Zamora	62.172,90	54.385,99	54.620,87	50.961,84	47.897,21	48.605,26	50.642,85	43.886,23	50.714,69	49.382,64	46.373,26	47.135,95
<b>Cataluña</b>	<b>4.326.263,58</b>	<b>3.836.085,22</b>	<b>3.755.775,81</b>	<b>3.397.935,35</b>	<b>3.262.450,71</b>	<b>3.473.305,97</b>	<b>3.333.878,91</b>	<b>2.472.916,89</b>	<b>3.558.034,46</b>	<b>3.193.522,39</b>	<b>2.914.644,43</b>	<b>3.037.769,02</b>
Barcelona	3.562.328,68	3.179.128,09	3.085.131,74	2.785.656,78	2.691.991,42	2.835.565,28	2.720.114,13	1.983.455,30	2.955.286,32	2.643.039,49	2.394.220,20	2.514.895,06
Girona	327.430,94	282.482,62	295.929,42	266.253,41	252.421,21	281.634,56	272.722,61	221.696,87	268.364,58	250.608,25	228.470,59	234.982,57
Lleida	209.756,27	182.210,91	178.882,66	170.376,57	153.319,48	171.405,98	161.110,58	124.343,57	160.268,32	142.794,97	136.930,31	144.274,00
Tarragona	226.747,69	192.263,61	195.831,98	175.648,59	164.718,60	184.700,14	179.931,60	143.421,16	174.115,24	157.079,69	155.023,32	143.617,39
<b>Extremadura</b>	<b>375.290,79</b>	<b>308.062,96</b>	<b>302.633,33</b>	<b>263.545,29</b>	<b>233.840,98</b>	<b>254.731,31</b>	<b>245.725,53</b>	<b>197.126,52</b>	<b>255.847,76</b>	<b>236.771,22</b>	<b>205.218,32</b>	<b>212.247,23</b>
Badajoz	286.791,41	235.479,29	220.479,75	193.863,09	172.414,23	188.676,12	186.439,99	144.872,05	194.163,81	173.554,37	151.470,24	159.460,18
Cáceres	88.499,38	72.583,68	82.153,58	69.682,19	61.426,75	66.055,20	59.285,54	52.254,47	61.683,94	63.216,84	53.748,08	52.787,05
<b>Galicia</b>	<b>1.443.477,42</b>	<b>1.274.004,34</b>	<b>1.405.251,50</b>	<b>1.180.184,33</b>	<b>1.042.721,32</b>	<b>1.265.304,47</b>	<b>1.084.449,47</b>	<b>958.687,34</b>	<b>1.150.901,47</b>	<b>1.152.688,53</b>	<b>1.053.030,90</b>	<b>998.310,27</b>
Coruña (A)	590.664,04	515.785,50	559.770,28	497.945,41	423.103,22	509.790,63	441.776,11	387.735,49	447.810,88	461.915,68	438.006,61	397.865,31
Lugo	100.677,07	91.344,90	93.056,39	83.134,04	74.097,92	87.611,98	77.400,30	67.564,90	82.777,29	79.399,36	79.457,01	78.095,28
Ourense	135.364,57	98.616,93	119.982,69	101.113,11	89.065,74	103.052,02	97.234,05	82.397,13	101.826,94	99.936,92	89.628,78	84.576,85
Pontevedra	616.771,74	568.257,02	632.442,13	497.991,76	456.454,44	564.849,84	468.039,01	420.989,82	518.486,37	511.416,57	445.938,50	437.772,83
<b>Rioja (La)</b>	<b>201.332,41</b>	<b>180.327,47</b>	<b>177.549,16</b>	<b>161.622,28</b>	<b>162.453,73</b>	<b>167.113,15</b>	<b>150.688,75</b>	<b>123.821,03</b>	<b>158.268,48</b>	<b>161.374,41</b>	<b>148.291,85</b>	<b>155.610,59</b>
<b>Madrid</b>	<b>3.459.634,89</b>	<b>2.930.361,13</b>	<b>2.978.283,07</b>	<b>2.679.330,88</b>	<b>2.544.134,94</b>	<b>2.801.700,29</b>	<b>2.439.316,16</b>	<b>1.859.581,19</b>	<b>2.542.706,33</b>	<b>2.371.626,16</b>	<b>2.142.909,55</b>	<b>2.254.053,57</b>
Murcia	935.549,02	821.287,97	862.015,34	738.674,75	633.559,41	718.586,58	664.076,80	541.362,60	702.509,67	628.351,42	577.535,03	595.661,62
Navarra	543.500,28	476.704,49	478.383,76	389.120,61	399.975,22	433.963,66	416.459,32	350.492,54	440.595,47	409.685,79	386.039,07	386.716,18
<b>Pais Vasco</b>	<b>1.763.102,28</b>	<b>1.581.186,59</b>	<b>1.501.862,34</b>	<b>1.287.605,47</b>	<b>1.237.412,15</b>	<b>1.358.701,47</b>	<b>1.243.988,43</b>	<b>839.258,77</b>	<b>1.457.146,55</b>	<b>1.227.387,06</b>	<b>1.051.609,90</b>	<b>1.050.655,13</b>
Álava	217.823,86	216.350,99	188.146,26	164.665,18	163.045,69	182.726,76	166.111,68	120.069,47	207.375,86	165.792,60	145.076,96	137.110,57
Guipúzcoa	784.049,10	694.358,82	667.581,21	578.990,22	533.935,71	590.242,27	571.913,22	371.789,68	664.401,81	562.680,66		

**IMPORTE EFECTOS EN CARTERA 2010 (en miles de euros)**

	enero-10	febrero-10	marzo-10	abril-10	mayo-10	junio-10	julio-10	agosto-10	septiembre-10	octubre-10	noviembre-10	diciembre-10
<b>Andalucía</b>	<b>1.345.044,81</b>	<b>1.193.542,15</b>	<b>1.389.014,38</b>	<b>1.461.609,48</b>	<b>1.198.517,50</b>	<b>1.172.950,18</b>	<b>1.231.777,21</b>	<b>1.025.650,31</b>	<b>1.280.662,32</b>	<b>1.132.366,94</b>	<b>1.193.758,25</b>	<b>1.177.140,33</b>
Almería	137.298,91	138.396,94	146.791,92	141.999,70	125.856,60	122.199,05	136.665,30	99.629,78	127.831,03	113.047,46	114.680,59	116.157,50
Cádiz	122.186,34	110.255,20	129.004,38	98.672,18	104.076,98	98.226,26	106.155,95	90.943,10	108.894,05	93.855,59	103.813,81	93.043,36
Córdoba	226.581,22	189.279,15	215.373,10	322.053,68	193.739,35	188.520,82	201.201,34	157.800,94	197.483,27	177.686,18	182.380,79	181.596,81
Granada	167.615,70	146.121,79	180.548,41	163.739,46	162.196,91	148.265,17	150.281,95	125.858,20	152.205,85	143.130,94	150.638,53	152.859,04
Huelva	42.191,25	42.744,68	47.441,58	45.688,79	42.483,77	36.170,52	37.093,34	34.420,54	38.544,83	37.159,37	40.266,44	37.533,65
Jaén	108.942,16	99.985,50	110.456,70	99.000,84	100.070,37	103.651,99	99.367,56	81.589,60	104.984,77	96.053,38	98.312,64	95.030,05
Málaga	210.775,26	165.274,65	192.231,13	171.644,69	155.763,22	158.138,84	170.742,30	148.938,95	174.008,92	164.508,30	163.529,57	162.749,57
Sevilla	329.453,97	301.482,25	367.167,16	418.810,14	314.330,31	317.777,53	330.269,47	286.469,22	376.709,61	306.945,73	340.135,87	337.171,36
<b>Aragón</b>	<b>500.975,38</b>	<b>440.309,67</b>	<b>488.997,05</b>	<b>447.951,88</b>	<b>469.319,96</b>	<b>466.955,61</b>	<b>476.129,57</b>	<b>375.065,92</b>	<b>529.548,05</b>	<b>482.938,23</b>	<b>463.074,48</b>	<b>495.232,80</b>
Huesca	54.731,34	45.720,86	57.586,53	53.892,64	53.643,64	50.893,44	51.664,89	43.802,62	54.843,67	54.160,09	47.975,15	51.476,30
Teruel	44.751,32	40.975,11	40.747,61	43.978,39	46.454,75	43.170,09	50.234,47	34.526,89	52.928,91	47.224,30	51.150,27	49.512,13
Zaragoza	401.492,73	353.613,70	390.662,91	350.080,86	369.221,57	372.892,09	374.230,21	296.736,41	421.775,46	381.553,84	363.949,06	394.244,37
<b>Asturias</b>	<b>351.681,42</b>	<b>322.691,39</b>	<b>350.906,03</b>	<b>310.796,32</b>	<b>317.536,87</b>	<b>301.786,69</b>	<b>326.171,47</b>	<b>279.375,06</b>	<b>336.367,13</b>	<b>291.236,93</b>	<b>324.642,27</b>	<b>312.440,84</b>
<b>Baleares (Islas)</b>	<b>155.936,45</b>	<b>143.006,95</b>	<b>177.804,17</b>	<b>155.165,83</b>	<b>156.319,80</b>	<b>152.525,12</b>	<b>164.914,91</b>	<b>170.018,83</b>	<b>181.868,27</b>	<b>160.499,34</b>	<b>156.744,94</b>	<b>143.197,56</b>
<b>Islas Canarias</b>	<b>210.264,08</b>	<b>191.599,09</b>	<b>216.344,04</b>	<b>193.168,25</b>	<b>185.887,60</b>	<b>179.870,33</b>	<b>181.055,35</b>	<b>171.651,01</b>	<b>186.831,56</b>	<b>187.783,03</b>	<b>210.071,12</b>	<b>186.650,54</b>
S.C.Tenerife	98.215,57	92.745,46	95.408,97	91.025,25	86.153,85	80.865,29	83.186,25	78.637,25	84.708,02	90.587,26	98.099,11	90.178,72
Palmas (Las)	112.048,50	98.853,63	120.935,08	102.143,00	99.733,75	99.005,04	97.869,10	93.013,76	102.123,53	97.195,77	111.972,01	96.471,83
<b>Cantabria</b>	<b>151.149,05</b>	<b>133.576,35</b>	<b>150.716,99</b>	<b>159.404,40</b>	<b>137.128,53</b>	<b>129.631,82</b>	<b>142.940,96</b>	<b>123.315,15</b>	<b>160.508,47</b>	<b>125.778,46</b>	<b>141.027,80</b>	<b>130.538,58</b>
<b>Castilla La Mancha</b>	<b>509.401,13</b>	<b>443.113,84</b>	<b>526.948,78</b>	<b>463.598,62</b>	<b>461.029,85</b>	<b>461.280,10</b>	<b>476.491,50</b>	<b>411.682,86</b>	<b>511.145,46</b>	<b>487.097,26</b>	<b>484.254,20</b>	<b>468.769,24</b>
Albacete	119.455,98	100.714,67	122.965,40	102.078,50	110.636,68	109.307,09	112.005,71	97.639,22	131.671,59	108.355,81	112.471,23	114.157,42
Ciudad Real	132.926,59	120.891,87	143.736,61	135.920,45	120.877,99	121.843,42	136.903,66	112.574,68	134.957,68	135.557,99	118.005,47	112.208,18
Cuenca	63.566,64	61.932,51	64.974,73	55.097,60	58.966,63	61.677,45	58.768,93	57.271,11	62.597,55	64.067,61	65.706,38	65.615,16
Guadalajara	34.130,95	27.235,14	40.047,84	27.976,92	26.890,65	26.236,51	27.438,54	26.924,94	28.462,46	31.407,14	33.685,20	31.679,58
Toledo	159.320,98	132.339,65	155.224,19	142.525,16	143.657,90	140.215,63	141.374,66	117.273,67	153.456,18	147.708,72	154.415,81	146.108,90
<b>Castilla y León</b>	<b>634.603,40</b>	<b>588.183,60</b>	<b>681.851,83</b>	<b>592.326,77</b>	<b>583.482,99</b>	<b>574.628,49</b>	<b>622.311,77</b>	<b>530.121,07</b>	<b>633.765,19</b>	<b>607.704,83</b>	<b>619.048,47</b>	<b>620.325,70</b>
Ávila	18.678,89	19.864,79	20.681,42	17.968,68	15.959,50	16.493,34	17.063,04	15.133,04	17.402,11	18.804,43	18.577,82	17.006,51
Burgos	108.752,39	100.753,05	114.674,35	95.571,24	98.426,03	95.134,52	104.189,71	81.702,41	109.021,34	99.397,89	99.196,13	95.070,79
León	130.825,17	126.104,52	150.819,31	133.800,31	134.139,41	124.058,51	134.638,19	121.322,15	136.256,26	134.198,18	130.966,71	129.516,21
Palencia	29.491,96	28.106,71	35.958,78	28.430,86	31.540,28	27.966,65	33.317,78	30.271,42	35.352,75	29.644,10	29.385,35	26.069,53
Salamanca	103.546,10	93.535,36	102.548,09	87.343,45	78.581,07	82.614,10	89.960,45	78.268,28	91.182,44	96.599,88	97.837,52	99.416,62
Segovia	43.431,61	40.728,36	49.058,92	44.432,23	43.657,97	43.191,72	44.267,51	38.420,99	45.410,08	44.255,45	46.437,35	46.069,53
Soria	24.669,26	22.366,06	25.042,00	23.992,41	24.486,34	23.018,04	25.714,18	20.923,05	28.350,00	27.580,97	27.204,30	27.472,67
Valladolid	128.778,33	116.864,32	138.625,54	120.605,96	117.788,23	121.979,24	129.222,54	108.796,49	128.611,90	120.913,39	127.766,87	133.643,80
Zamora	46.429,70	39.860,43	44.443,43	40.181,62	39.004,15	40.172,38	43.938,38	35.283,25	42.178,32	40.340,55	41.674,43	40.428,22
<b>Cataluña</b>	<b>3.094.759,30</b>	<b>2.767.657,62</b>	<b>3.034.291,77</b>	<b>2.851.989,58</b>	<b>2.981.504,61</b>	<b>2.881.921,28</b>	<b>3.074.045,48</b>	<b>2.359.098,27</b>	<b>3.372.921,40</b>	<b>2.899.616,48</b>	<b>2.807.199,48</b>	<b>2.864.808,16</b>
Barcelona	2.571.859,71	2.315.035,81	2.507.444,33	2.363.891,54	2.481.594,74	2.392.755,25	2.558.146,86	1.912.221,65	2.847.340,98	2.416.328,64	2.323.429,88	2.388.887,59
Girona	231.974,98	196.193,76	233.150,47	217.970,69	232.799,64	216.736,75	234.158,11	196.041,23	234.195,46	218.279,74	209.283,22	213.606,10
Lleida	139.905,33	120.462,68	145.974,22	131.584,04	127.092,61	133.759,05	134.907,84	119.997,62	141.883,57	128.745,84	135.376,87	127.267,08
Tarragona	151.019,28	135.965,37	147.722,75	138.543,30	140.017,63	138.670,25	146.832,67	130.837,77	149.501,39	136.262,25	139.109,51	135.047,40
<b>Extremadura</b>	<b>206.865,71</b>	<b>186.931,19</b>	<b>226.959,22</b>	<b>203.525,15</b>	<b>222.645,27</b>	<b>194.411,66</b>	<b>225.432,66</b>	<b>183.271,58</b>	<b>212.075,02</b>	<b>204.150,64</b>	<b>217.368,46</b>	<b>202.983,47</b>
Badajoz	157.162,15	140.447,46	167.357,18	156.296,79	173.620,11	156.700,89	179.746,26	143.118,87	159.236,22	163.365,13	170.192,20	158.280,09
Cáceres	49.703,56	46.483,73	59.602,04	47.228,35	49.025,16	37.710,76	45.686,40	40.152,71	52.838,80	40.785,71	47.176,26	44.703,38
Galicia	995.076,12	913.216,72	1.183.504,49	956.925,96	943.867,75	899.971,51	951.001,92	868.165,35	1.039.482,45	894.592,54	987.396,55	925.054,64
Coruña (A)	418.811,32	360.171,12	445.154,67	408.224,19	406.456,70	382.508,74	402.651,61	359.210,95	426.352,35	373.270,46	418.786,81	380.189,69
Lugo	76.548,16	62.399,83	79.722,80	73.498,52	67.465,47	68.787,17	73.234,34	67.066,37	69.440,34	65.896,60	72.502,07	75.578,19
Ourense	86.141,40	75.366,67	95.204,27	82.996,53	78.703,13	66.919,16	80.864,06	65.916,46	88.482,58	76.771,65	84.111,62	71.125,18
Pontevedra	413.575,24	415.279,10	563.422,75	392.206,72	391.242,45	381.756,45	394.251,91	375.971,57	455.207,19	378.653,83	411.978,11	398.161,58
<b>Rioja (La)</b>	<b>149.486,58</b>	<b>133.930,89</b>	<b>154.991,79</b>	<b>136.859,96</b>	<b>146.614,63</b>	<b>144.311,73</b>	<b>143.249,07</b>	<b>111.163,78</b>	<b>155.642,31</b>	<b>143.641,97</b>	<b>138.544,74</b>	<b>142.174,69</b>
Madrid	2.350.724,12	2.069.442,01	2.336.290,90	2.008.240,48	2.078.634,06	2.085.005,91	2.084.127,85	1.764.079,06	2.215.655,03	2.010.301,63	2.020.309,76	2.029.471,95
Murcia	588.578,79	534.803,31	622.738,27	565.640,49	558.608,60	556.732,23	540.274,03	482.587,36	676.790,97	554.923,83	563.191,65	556.861,49
Navarra	406.425,24	363.181,09	380.702,24	339.988,74	369.228,30	380.088,67	383.872,13	343.874,44	415.087,24	362.822,65	316.372,74	318.445,38
<b>Pais Vasco</b>	<b>1.172.464,84</b>	<b>1.057.005,68</b>	<b>1.191.630,37</b>	<b>1.033.116,21</b>	<b>1.103.081,40</b>	<b>1.148.607,39</b>	<b>1.163.608,46</b>	<b>815.908,74</b>	<b>1.387.715,24</b>	<b>1.132.131,91</b>	<b>1.131.426,77</b>	<b>1.124.794,06</b>
Álava	150.682,67	141.002,10	159.777,31	132.141,37	153.914,35	145.107,22	160.497,59	113.322,66	197.940,29	160.959,13	144.712,24	155.247,06
Guipúzcoa	540.700,23	474.910,02	531.255,08	460.036,38	485.858,15	512.643,92	509.040,75	354.042,25	580.271,92	498.440,04	470.596,78	465.183,50
Vizcaya	481.081,94	441.093,56	500.597,99	440.938,46	463.308,90	490.856,25	494.070,12	348.543,8				

**IMPORTE TRIMESTRAL EFECTOS VENCIDOS 2007-2010(en miles de euros)**

	1º 2007	2º 2007	3º 2007	4º 2007	1º 2008	2º 2008	3º 2008	4º 2008	1º 2009	2º 2009	3º 2009	4º 2009	1º 2010	2º 2010	3º 2010	4º 2010
<b>Andalucía</b>	10.376.111,13	10.304.793,86	10.270.646,89	10.867.802,71	10.751.470,64	10.603.203,80	10.024.684,64	8.704.670,22	6.746.039,07	5.438.004,12	5.821.436,92	4.528.517,92	4.293.496,41	4.200.157,62	3.914.819,98	4.026.908,20
Almería	1.054.227,78	1.036.611,58	1.024.162,05	1.083.765,55	1.094.638,79	1.071.193,25	982.364,49	844.445,23	720.349,57	557.270,72	595.078,21	511.699,14	443.025,51	418.961,40	391.190,65	371.170,59
Cádiz	1.103.015,36	1.059.702,96	1.076.981,75	1.141.751,95	1.111.643,39	1.079.861,80	940.622,07	831.389,06	645.711,24	486.067,77	527.734,80	438.817,25	393.071,21	326.491,40	336.149,44	319.694,37
Córdoba	1.302.795,95	1.361.488,61	1.296.895,88	1.366.439,72	1.408.181,92	1.396.484,60	1.392.511,22	1.177.697,39	992.151,14	836.798,07	905.615,97	716.681,23	670.770,13	746.155,64	593.988,95	569.477,52
Granada	1.268.586,45	1.214.941,42	1.224.985,54	1.327.015,35	1.304.034,61	1.262.782,51	1.247.360,25	1.094.852,25	837.630,37	695.320,31	729.506,07	603.854,34	518.973,74	497.836,29	465.336,67	496.216,48
Huelva	477.340,87	452.718,56	451.384,58	477.573,56	480.800,92	479.925,62	448.782,44	385.719,19	270.768,46	213.678,43	234.749,08	181.102,84	142.365,14	133.910,61	120.582,48	124.575,42
Jaén	640.344,62	638.849,17	641.156,06	689.455,23	678.402,52	665.290,00	646.887,07	595.959,98	494.416,50	384.153,77	419.404,35	335.067,78	326.394,13	309.117,86	292.550,45	295.046,68
Málaga	1.595.284,06	1.618.377,75	1.560.638,40	1.690.464,11	1.654.072,52	1.610.379,64	1.528.503,48	1.292.612,34	990.728,78	801.956,74	850.718,70	723.921,14	604.026,39	533.274,53	518.794,77	541.313,16
Sevilla	2.883.520,04	2.924.013,82	2.994.432,65	3.191.446,24	3.019.695,98	3.037.386,27	2.837.023,83	2.481.894,78	1.794.283,00	1.482.758,32	1.558.629,72	1.417.374,21	1.194.863,16	1.234.209,68	1.195.922,58	1.309.863,96
<b>Aragón</b>	3.049.762,74	3.062.894,25	3.145.328,78	3.273.186,09	3.249.216,91	3.177.179,00	3.346.222,48	3.045.270,55	2.344.652,12	2.040.571,17	2.062.912,55	1.878.714,51	1.689.846,94	1.679.884,80	1.683.656,06	1.840.145,92
Huesca	294.277,08	285.849,05	307.290,78	327.244,14	339.798,30	323.817,96	341.534,96	327.964,38	259.610,07	217.249,86	232.072,25	207.001,22	177.544,73	187.678,51	188.756,38	197.762,32
Teruel	21.821,54	230.768,52	240.888,17	257.753,75	246.803,89	241.578,55	249.709,05	236.272,54	199.016,39	162.554,06	1.660.767,24	1.673.048,16	1.521.394,81	1.379.391,14	1.351.377,70	1.487.225,28
Zaragoza	2.533.621,51	2.546.276,69	2.597.149,83	2.688.128,00	2.662.614,71	2.611.762,49	2.654.978,49	2.481.033,63	1.886.025,66	1.660.767,24	1.673.048,16	1.521.394,81	1.379.391,14	1.351.377,70	1.348.972,54	1.487.225,28
<b>Asturias</b>	1.936.678,85	1.841.551,27	1.932.883,96	2.020.723,99	2.040.026,61	2.066.196,50	1.952.537,47	1.802.251,33	1.498.076,46	1.221.854,35	1.281.034,46	1.170.432,46	1.119.699,35	1.034.434,45	1.023.996,80	1.029.906,80
<b>Baleares (Isla)</b>	1.064.562,55	1.073.588,42	1.119.480,03	1.099.424,57	1.017.524,02	1.007.592,73	1.119.592,75	1.013.230,42	801.591,87	718.055,09	709.887,69	734.268,80	913.268,37	510.193,73	572.588,25	501.375,66
<b>Islas Canarias</b>	1.793.326,42	1.613.652,30	1.704.303,87	1.715.733,55	1.652.920,61	1.610.701,27	1.471.693,28	1.339.286,16	1.041.951,17	822.651,25	876.451,11	741.600,50	655.521,87	592.575,98	575.071,04	620.699,45
S.C.Tenerife	786.687,17	703.100,93	777.471,46	784.763,50	739.032,74	715.758,75	661.287,02	597.769,20	468.291,62	387.434,00	408.528,37	345.625,25	297.301,87	266.843,88	255.117,53	286.224,27
Palmas (Las)	946.639,25	910.551,37	926.832,40	930.970,05	913.887,87	894.942,52	810.386,25	741.522,96	578.659,54	435.217,25	467.922,74	395.975,25	336.200,00	325.732,10	319.963,52	334.475,18
<b>Castilla</b>	930.651,48	913.986,45	978.588,65	992.299,88	977.169,15	955.158,69	970.912,48	914.693,69	897.863,07	865.545,69	818.212,64	547.681,19	502.251,93	477.584,13	479.133,33	451.007,78
<b>Castilla La M.</b>	3.270.850,61	3.220.811,14	3.260.963,88	3.338.114,14	3.214.657,21	3.405.655,95	3.398.011,53	3.089.848,92	2.438.251,56	2.053.284,73	2.120.079,00	1.852.541,27	1.594.004,08	1.496.076,43	1.513.819,99	1.560.384,90
Albacete	754.110,76	774.865,25	769.422,39	794.484,79	799.796,72	763.842,84	767.058,01	731.746,57	600.596,76	488.010,83	512.487,09	422.539,64	356.077,33	352.946,92	347.207,88	
Ciudad Real	796.239,25	790.355,87	805.964,45	919.195,52	868.219,31	843.014,46	814.703,93	745.853,86	615.769,78	508.209,45	528.107,32	488.564,64	422.222,89	399.641,15	409.014,54	393.000,05
Cuenca	316.451,41	338.664,00	332.052,66	363.379,71	352.740,68	344.445,47	343.689,03	328.449,71	280.463,07	255.494,94	250.883,77	233.903,86	203.624,16	186.938,92	190.831,89	207.216,63
Guadalajara	253.311,12	272.952,55	282.487,56	336.241,05	303.295,28	287.524,75	297.977,40	247.092,07	185.577,56	161.936,21	159.196,95	167.096,08	114.611,53	95.922,47	96.303,87	105.296,59
Toledo	1.127.808,08	1.156.013,47	1.171.016,83	1.234.812,88	1.200.644,33	1.166.823,43	1.172.462,02	1.036.306,72	796.174,39	639.733,31	668.592,87	570.436,95	498.408,35	464.707,63	503.697,76	
<b>Castilla y Leó</b>	3.860.160,60	3.913.443,30	4.042.894,22	4.079.519,39	4.102.787,23	3.986.167,38	4.015.224,19	3.829.699,64	3.002.439,73	2.574.814,02	2.602.507,06	2.386.293,19	2.068.072,12	1.938.243,29	1.980.914,08	2.075.014,41
Ávila	115.722,25	108.834,68	117.017,51	124.336,67	128.520,90	117.702,25	110.225,19	84.722,69	71.573,09	74.826,51	66.023,87	62.559,57	53.154,93	52.079,42	52.914,37	52.914,37
Burgos	753.981,70	771.842,87	775.253,32	769.856,65	762.555,65	742.969,39	752.480,60	686.506,42	532.842,66	450.050,30	449.309,65	403.167,90	354.171,73	332.291,02	347.480,21	342.967,80
León	794.400,38	812.942,07	871.550,90	860.429,63	854.101,14	857.342,81	851.647,77	825.314,39	666.408,67	610.341,88	603.860,71	574.105,85	493.009,71	431.867,74	445.304,93	
Palencia	169.690,69	167.522,90	183.194,93	206.713,62	199.452,52	186.578,24	192.274,18	188.844,62	143.543,79	127.478,31	127.454,37	119.129,04	100.808,84	94.166,39	105.066,73	97.060,64
Salamanca	591.503,23	592.547,89	609.283,19	695.069,57	646.698,12	608.946,56	584.050,03	548.522,16	449.522,16	352.049,67	366.898,99	318.300,60	270.158,32	280.269,68	310.070,08	
Segovia	229.249,76	205.696,33	213.100,58	218.733,33	221.248,75	221.539,24	218.502,31	201.797,07	167.102,94	151.016,32	152.734,15	142.927,78	138.069,79	134.539,76	132.173,13	141.474,56
Soria	119.726,27	114.765,51	122.677,40	127.522,00	125.003,12	123.334,68	126.311,11	119.687,81	106.000,36	99.588,76	99.386,70	91.801,30	82.600,77	84.203,58	86.769,79	110.683,17
Valladolid	963.314,34	935.045,99	970.257,99	1.005.483,09	998.733,04	919.192,45	932.392,80	915.693,37	686.104,58	560.110,71	570.201,41	520.947,99	430.908,03	412.426,11	419.018,39	441.301,56
Zamora	222.598,98	204.245,96	210.568,41	225.374,43	214.444,00	204.580,63	209.854,24	196.594,57	175.552,20	152.604,97	158.043,77	148.880,86	135.495,38	122.874,29	125.116,98	126.238,27
<b>Cataluña</b>	22.867.579,83	23.345.767,65	23.591.460,18	23.536.261,85	23.293.940,64	22.809.510,34	23.511.644,47	21.356.633,99	17.735.296,89	15.874.261,18	16.033.719,29	14.960.952,66	14.403.381,95	14.462.466,09	14.692.218,72	14.494.303,33
Balearia	19.490.255,07	19.859.057,38	19.950.291,96	19.905.931,21	19.811.454,70	19.397.320,97	19.962.460,30	18.048.987,86	15.198.389,36	13.600.551,53	13.743.701,57	12.744.713,50	12.469.410,61	12.508.354,02	12.690.352,74	12.548.490,01
Girona	1.509.726,77	1.611.388,59	1.652.555,62	1.605.162,53	1.557.519,71	1.525.594,73	1.616.386,61	1.536.722,89	1.157.333,25	1.082.750,06	1.081.681,76	1.081.849,18	901.875,67	961.620,18	1.009.024,34	970.839,47
Lleida	812.020,19	819.284,37	846.054,94	903.311,23	853.307,93	858.857,37	859.311,23	820.246,37	648.140,85	569.114,96	574.474,78	528.505,43	472.038,91	463.550,74	470.093,73	476.536,91
Tarragona	1.036.577,89	1.057.036,71	1.142.615,46	1.121.958,98	1.071.699,30	1.047.737,28	1.079.286,28	950.676,87	790.434,43	621.844,73	633.961,19	605.888,55	520.026,76	509.411,15	522.747,90	498.438,94
<b>Extremadura</b>	1.485.574,15	1.487.873,18	1.498.551,17	1.623.514,19	1.617.297,91	1.562.363,97	1.580.255,82	1.383.961,82	1.009.653,25	774.029,51	820.478,90	715.044,85	637.386,65	639.709,80	646.017,05	657.400,97
Badajoz	1.125.548,72	1.129.668,04	1.099.389,30	1.215.762,49	1.195.742,66	1.141.078,04	1.151.483,60	1.022.648,35	755.330,66	566.743,82	597.087,09	529.217,19	475.599,00	469.546,56	499.861,39	516.141,01
Cáceres	363.025,43	358.205,14	359.261,87	409.751,70	421.525,15	413.2										

**IMPORTE EFECTOS 2007 (en miles de euros)**

	enero-07	febrero-07	marzo-07	abril-07	mayo-07	junio-07	julio-07	agosto-07	septiembre-07	octubre-07	noviembre-07	diciembre-07
<b>Andalucía</b>	<b>3.547.070,40</b>	<b>3.289.156,29</b>	<b>3.538.888,44</b>	<b>3.400.629,11</b>	<b>3.504.157,54</b>	<b>3.399.917,21</b>	<b>3.741.295,02</b>	<b>2.885.586,95</b>	<b>3.643.764,92</b>	<b>3.867.501,06</b>	<b>3.551.643,18</b>	<b>3.548.758,47</b>
Almería	358.233,46	335.682,11	360.312,21	337.281,49	351.062,24	348.267,84	378.540,63	282.890,44	362.730,97	390.446,79	339.442,43	353.867,34
Cádiz	367.534,14	357.901,90	377.579,32	345.398,04	372.121,75	342.183,17	391.725,68	305.929,84	379.326,23	395.935,50	372.074,33	373.742,12
Córdoba	478.093,41	418.546,46	456.156,08	444.351,28	455.433,59	461.703,74	485.793,97	357.768,57	453.333,34	457.752,54	431.915,50	476.771,69
Granada	432.245,83	400.569,03	435.771,60	395.473,96	420.965,70	398.501,76	437.502,86	360.454,77	427.027,91	457.411,41	434.622,24	434.981,69
Huelva	172.132,18	153.408,62	151.800,08	150.810,61	152.541,82	149.366,13	161.338,29	134.401,85	155.654,44	166.841,72	151.414,82	159.317,02
Jaén	220.261,69	207.215,73	212.867,20	210.111,35	216.728,76	210.009,06	226.669,71	176.848,22	237.638,13	242.536,76	223.812,09	223.106,37
Málaga	550.444,31	498.759,85	546.079,91	542.693,82	538.632,76	537.051,17	569.925,85	452.218,92	538.493,63	599.570,64	546.084,04	544.809,44
Sevilla	968.125,39	917.072,60	998.322,05	974.508,56	996.670,92	952.834,35	1.089.798,02	815.074,35	1.089.560,28	1.157.005,71	1.052.277,73	982.162,80
<b>Aragón</b>	<b>1.075.467,54</b>	<b>967.233,40</b>	<b>1.007.061,80</b>	<b>971.390,92</b>	<b>1.051.217,13</b>	<b>1.040.286,21</b>	<b>1.111.653,07</b>	<b>837.628,54</b>	<b>1.196.047,17</b>	<b>1.137.563,64</b>	<b>1.053.434,17</b>	<b>1.082.188,28</b>
Huesca	103.065,82	91.650,48	99.560,78	89.801,51	99.589,33	96.458,21	106.917,43	86.022,59	114.350,76	116.641,25	104.645,20	106.137,70
Teruel	74.782,81	69.319,76	77.761,57	74.045,12	78.017,10	78.706,30	81.745,05	66.031,20	93.111,93	80.185,89	84.022,67	93.545,19
Zaragoza	897.618,91	806.263,16	829.739,45	807.544,29	873.610,71	865.121,70	922.990,60	685.574,75	988.584,48	940.916,50	864.766,31	882.505,40
<b>Asturias</b>	<b>663.314,52</b>	<b>627.185,29</b>	<b>646.179,04</b>	<b>602.470,39</b>	<b>628.294,53</b>	<b>610.786,35</b>	<b>662.379,23</b>	<b>566.552,36</b>	<b>703.952,37</b>	<b>709.174,45</b>	<b>644.926,41</b>	<b>666.623,13</b>
<b>Baleares (Islas)</b>	<b>346.757,80</b>	<b>312.331,92</b>	<b>345.492,84</b>	<b>343.235,78</b>	<b>371.132,69</b>	<b>359.219,96</b>	<b>400.713,46</b>	<b>325.335,53</b>	<b>393.431,85</b>	<b>416.227,37</b>	<b>344.932,74</b>	<b>338.264,46</b>
<b>Islas Canarias</b>	<b>601.380,44</b>	<b>543.157,79</b>	<b>588.788,20</b>	<b>558.014,90</b>	<b>492.901,27</b>	<b>562.736,12</b>	<b>609.824,15</b>	<b>533.377,04</b>	<b>561.102,68</b>	<b>610.276,84</b>	<b>561.382,13</b>	<b>544.074,59</b>
S.C.Tenerife	268.295,68	247.930,20	270.461,30	247.044,70	192.551,49	263.504,74	276.988,94	242.013,75	252.468,77	278.258,23	255.928,94	250.576,33
Palmas (Las)	333.084,75	295.227,59	318.326,90	310.970,20	300.348,78	299.231,38	332.835,21	291.363,29	302.633,90	332.018,61	305.453,18	293.498,26
<b>Cantabria</b>	<b>331.039,10</b>	<b>293.953,08</b>	<b>305.659,30</b>	<b>300.957,94</b>	<b>300.003,28</b>	<b>304.135,24</b>	<b>349.393,56</b>	<b>273.545,20</b>	<b>325.150,09</b>	<b>361.596,23</b>	<b>326.667,04</b>	<b>304.036,11</b>
<b>Castilla La Mancha</b>	<b>1.115.129,85</b>	<b>1.022.427,26</b>	<b>1.100.363,50</b>	<b>1.060.724,65</b>	<b>1.123.404,34</b>	<b>1.136.682,14</b>	<b>1.198.584,31</b>	<b>948.740,66</b>	<b>1.213.638,92</b>	<b>1.324.599,43</b>	<b>1.158.288,14</b>	<b>1.155.226,57</b>
Albacete	261.608,76	240.670,84	251.831,16	253.015,47	257.880,57	263.969,21	272.265,23	225.936,30	271.220,86	280.239,30	256.225,05	248.020,42
Ciudad Real	261.915,85	250.881,37	273.442,03	253.028,93	260.274,92	277.032,03	285.564,01	231.082,82	289.337,63	354.991,58	288.510,92	275.692,73
Cuenca	111.908,55	100.302,00	104.240,87	103.519,30	107.731,86	115.412,85	116.833,18	102.503,68	112.715,79	130.280,68	118.206,99	118.866,99
Guadalajara	83.689,33	78.615,40	91.006,39	79.836,05	97.633,78	95.462,72	101.073,33	66.780,53	114.633,71	118.775,28	101.598,58	115.869,69
Toledo	396.007,36	351.957,66	379.843,05	371.324,90	399.883,22	384.805,35	422.848,56	322.437,33	425.730,94	440.312,60	397.723,55	396.776,74
<b>Castilla y León</b>	<b>1.404.363,26</b>	<b>1.254.661,61</b>	<b>1.301.077,73</b>	<b>1.262.016,08</b>	<b>1.358.977,97</b>	<b>1.292.449,25</b>	<b>1.451.168,64</b>	<b>1.205.329,65</b>	<b>1.386.395,93</b>	<b>1.557.227,19</b>	<b>1.366.337,83</b>	<b>1.355.954,37</b>
Ávila	40.915,20	35.529,60	39.277,45	34.063,22	37.772,77	36.998,69	37.899,15	40.057,11	39.061,25	41.833,49	42.315,16	40.188,02
Burgos	266.861,32	240.791,15	246.329,24	249.456,88	255.162,63	267.223,35	265.205,43	221.009,55	259.038,35	277.898,84	238.363,26	253.594,75
León	285.106,92	246.288,08	263.005,39	265.200,46	270.070,98	270.070,63	315.141,45	266.493,00	289.916,45	336.698,11	293.616,03	276.115,09
Palencia	59.924,38	55.655,10	54.111,21	51.893,76	59.901,74	55.727,40	66.701,43	54.221,10	62.272,41	72.439,41	66.220,26	68.053,96
Salamanca	211.094,51	189.832,55	190.578,17	187.904,35	220.222,35	184.421,18	220.219,42	183.218,92	205.844,85	260.733,30	228.690,35	205.645,35
Segovia	80.284,86	75.935,03	73.029,87	67.019,73	72.561,14	66.115,43	76.508,63	61.198,76	75.393,19	77.627,33	71.248,48	69.859,52
Soria	42.896,32	36.944,25	39.885,71	36.470,30	40.737,41	37.557,80	42.927,45	35.343,36	44.406,60	43.698,49	40.446,75	43.376,76
Valladolid	337.669,85	303.790,99	321.855,49	305.175,37	321.524,66	308.345,06	352.761,55	281.355,04	336.141,39	366.913,79	314.627,79	323.941,51
Zamora	79.609,91	69.894,86	73.005,22	64.832,01	73.424,26	65.989,69	73.804,15	62.432,81	74.321,45	79.384,43	70.810,59	75.179,42
<b>Cataluña</b>	<b>7.930.567,71</b>	<b>7.380.760,37</b>	<b>7.556.251,75</b>	<b>7.483.062,66</b>	<b>8.054.298,50</b>	<b>7.808.406,49</b>	<b>8.586.774,06</b>	<b>6.075.670,81</b>	<b>8.929.023,31</b>	<b>8.585.630,99</b>	<b>7.291.671,89</b>	<b>7.658.958,97</b>
Barcelona	6.747.379,60	6.327.424,88	6.415.450,59	6.354.165,65	6.854.603,40	6.650.288,93	7.277.218,91	5.042.823,49	7.630.249,56	7.251.367,44	6.153.293,68	6.501.270,09
Girona	528.362,79	475.049,29	505.314,69	526.995,36	546.492,89	537.900,34	595.465,72	483.770,60	573.319,50	594.081,58	492.653,39	518.427,55
Lleida	286.123,64	246.572,95	279.323,60	264.336,83	282.750,44	271.197,11	300.206,65	230.287,48	315.510,81	317.277,62	296.989,10	289.048,50
Tarragona	368.701,69	331.713,25	356.162,86	337.564,82	370.451,78	349.020,11	413.882,76	318.789,24	409.943,44	422.904,34	348.739,72	350.212,82
<b>Extremadura</b>	<b>492.740,11</b>	<b>456.002,92</b>	<b>539.831,12</b>	<b>493.245,65</b>	<b>509.375,38</b>	<b>485.252,14</b>	<b>508.870,36</b>	<b>450.454,05</b>	<b>499.326,77</b>	<b>562.859,67</b>	<b>532.499,88</b>	<b>528.154,44</b>
Badajoz	360.016,93	346.972,14	418.559,65	374.040,64	386.640,07	368.987,32	382.635,46	340.853,47	375.900,38	423.645,65	397.845,28	392.452,55
Cáceres	132.723,18	109.030,79	121.271,47	119.205,01	122.735,31	116.264,82	126.234,90	109.600,59	123.426,39	139.395,21	134.654,59	135.701,89
<b>Galicia</b>	<b>1.790.394,33</b>	<b>1.570.659,34</b>	<b>1.674.556,09</b>	<b>1.688.557,08</b>	<b>1.764.989,41</b>	<b>1.677.259,25</b>	<b>1.943.689,56</b>	<b>1.590.437,27</b>	<b>1.787.154,91</b>	<b>2.048.147,11</b>	<b>1.825.067,06</b>	<b>1.924.204,19</b>
Coruña (A)	759.755,20	675.991,46	712.439,67	725.743,83	757.505,48	726.728,55	848.075,74	702.811,13	757.094,34	876.566,16	784.456,48	803.301,29
Lugo	119.898,41	104.843,64	113.557,49	116.868,25	120.588,65	114.269,41	130.276,44	112.121,02	123.136,44	138.799,95	125.456,62	126.119,37
Ourense	159.213,74	135.799,99	141.520,88	147.986,29	141.880,75	142.650,15	161.093,91	125.133,53	151.456,32	191.612,26	153.261,11	163.167,35
Pontevedra	751.526,98	654.024,24	707.038,07	697.958,72	745.014,53	693.611,14	840.243,47	650.371,60	755.467,81	842.168,74	761.892,85	831.616,18
<b>Rioja (La)</b>	<b>308.561,90</b>	<b>272.334,82</b>	<b>283.769,81</b>	<b>283.956,64</b>	<b>296.132,14</b>	<b>276.027,32</b>	<b>292.804,50</b>	<b>227.485,52</b>	<b>278.290,81</b>	<b>304.360,71</b>	<b>255.499,59</b>	<b>289.552,54</b>
<b>Madrid</b>	<b>7.083.758,18</b>	<b>6.313.697,77</b>	<b>6.583.316,79</b>	<b>6.261.851,90</b>	<b>6.432.674,29</b>	<b>6.509.841,83</b>	<b>7.108.076,32</b>	<b>5.684.335,91</b>	<b>7.162.166,28</b>	<b>7.170.576,36</b>	<b>6.416.550,09</b>	<b>6.787.333,99</b>
Murcia	1.290.671,57	1.203.671,40	1.323.554,22	1.238.123,70	1.290.957,61	1.240.960,03	1.331.888,54	989.446,61	1.355.316,29	1.368.815,91	1.247.503,80	1.217.477,90
Navarra	726.318,07	631.926,36	642.869,07	620.268,81	649.065,51	646.316,75	703.307,67	617.043,13	730.720,91	736.318,47	660.155,16	704.540,39
<b>País Vasco</b>	<b>2.467.817,34</b>	<b>2.306.573,97</b>	<b>2.363.415,29</b>	<b>2.287.086,38</b>	<b>2.492.668,76</b>	<b>2.382.706,69</b>	<b>2.720.549,35</b>	<b>1.669.341,52</b>	<b>2.894.533,12</b>	<b>2.869.770,02</b>	<b>2.152.675,75</b>	<b>2.326.353,86</b>
Álava	335.027,79	316.460,28	300.430,40	294.683,63	333.585,26	311.258,30	340.325,17	230.258,67	403.475,06	340.473,24	287.414,41	311.047,00

IMPORTE EFECTOS 2008 (en miles de euros)

	enero-08	febrero-08	marzo-08	abril-08	mayo-08	junio-08	julio-08	agosto-08	septiembre-08	octubre-08	noviembre-08	diciembre-08
<b>Andalucía</b>	<b>3.646.966,46</b>	<b>3.468.053,16</b>	<b>3.636.451,02</b>	<b>3.496.799,62</b>	<b>3.363.259,74</b>	<b>3.417.465,43</b>	<b>3.243.909,67</b>	<b>2.497.602,46</b>	<b>3.276.697,45</b>	<b>2.930.270,31</b>	<b>2.496.651,63</b>	<b>2.849.322,17</b>
Almería	370.586,75	348.065,47	375.986,57	347.141,21	325.236,64	334.770,13	322.957,73	248.745,65	319.150,06	276.549,53	248.988,81	270.626,16
Cádiz	371.540,11	362.327,67	377.775,61	339.758,52	328.568,48	314.436,23	297.616,36	246.142,74	309.947,58	275.298,74	227.541,04	266.137,11
Córdoba	489.634,94	451.318,19	467.228,78	477.937,63	479.369,40	471.019,86	442.121,96	329.216,41	451.307,07	397.173,92	329.235,61	371.190,65
Granada	457.363,08	403.884,80	442.786,73	416.110,99	420.949,37	414.945,01	411.465,86	313.747,76	410.303,46	370.801,03	306.590,13	414.553,60
Huelva	163.285,62	155.460,10	162.055,19	162.410,43	155.524,27	148.095,72	145.162,46	116.577,09	139.678,92	129.463,18	107.312,77	114.677,31
Jaén	233.550,24	217.688,99	227.163,29	220.437,72	212.764,91	217.279,39	216.842,77	165.972,61	225.434,60	204.552,77	174.624,21	193.305,37
Málaga	569.206,94	527.449,69	557.415,89	525.514,06	488.870,60	546.152,12	493.480,76	362.306,83	482.382,50	447.923,02	368.050,92	399.260,93
Sevilla	991.798,78	1.001.858,25	1.026.038,96	1.009.489,07	951.975,09	970.786,98	914.261,76	714.893,37	938.493,26	828.508,15	734.508,14	819.571,05
<b>Aragón</b>	<b>1.126.821,50</b>	<b>1.054.897,00</b>	<b>1.067.498,41</b>	<b>1.054.783,60</b>	<b>1.073.033,43</b>	<b>1.084.787,14</b>	<b>1.088.401,91</b>	<b>828.142,06</b>	<b>1.181.880,74</b>	<b>1.035.247,75</b>	<b>846.840,05</b>	<b>962.471,23</b>
Huesca	119.897,86	110.845,82	109.054,62	103.917,53	107.012,54	112.623,63	121.898,79	93.312,44	126.677,98	107.973,96	93.146,17	100.398,83
Teruel	86.711,84	78.679,31	81.412,75	81.486,50	79.086,20	86.466,79	84.156,06	71.138,60	87.271,07	77.862,77	74.299,22	80.418,46
Zaragoza	920.211,80	865.371,87	877.031,04	869.379,58	886.934,69	885.696,73	882.347,06	663.691,02	967.931,69	849.410,91	679.394,67	781.653,94
<b>Asturias</b>	<b>691.660,95</b>	<b>666.101,70</b>	<b>682.263,96</b>	<b>657.830,83</b>	<b>654.723,70</b>	<b>686.487,38</b>	<b>629.326,38</b>	<b>522.365,77</b>	<b>695.752,49</b>	<b>584.143,27</b>	<b>504.116,64</b>	<b>594.213,17</b>
<b>Baleares (Islas)</b>	<b>345.301,33</b>	<b>317.918,88</b>	<b>354.303,81</b>	<b>335.370,04</b>	<b>352.643,24</b>	<b>389.296,01</b>	<b>377.653,51</b>	<b>290.493,40</b>	<b>394.846,81</b>	<b>327.890,22</b>	<b>241.242,76</b>	<b>289.587,17</b>
<b>Islas Canarias</b>	<b>565.144,05</b>	<b>536.639,70</b>	<b>551.136,87</b>	<b>522.924,70</b>	<b>476.483,23</b>	<b>502.951,60</b>	<b>492.218,45</b>	<b>414.503,41</b>	<b>495.828,17</b>	<b>428.955,28</b>	<b>380.895,74</b>	<b>394.142,85</b>
S.C.Tenerife	250.480,60	237.761,32	250.790,83	227.206,61	216.275,03	234.978,35	210.033,64	181.496,17	225.429,13	190.837,91	173.273,79	171.449,63
Palmas (Las)	314.663,45	298.878,38	300.346,04	295.718,10	260.208,20	267.973,25	282.184,81	233.007,24	270.399,04	238.116,68	207.624,96	222.693,25
<b>Cantabria</b>	<b>335.279,91</b>	<b>322.507,00</b>	<b>319.382,24</b>	<b>313.261,45</b>	<b>312.405,96</b>	<b>325.310,63</b>	<b>333.195,89</b>	<b>257.369,61</b>	<b>355.119,68</b>	<b>302.204,39</b>	<b>249.014,52</b>	<b>301.480,61</b>
<b>Castilla La Mancha</b>	<b>1.202.785,97</b>	<b>1.145.177,26</b>	<b>1.166.694,08</b>	<b>1.093.784,61</b>	<b>1.128.916,69</b>	<b>1.170.414,74</b>	<b>1.098.679,95</b>	<b>875.337,32</b>	<b>1.168.736,30</b>	<b>1.045.775,30</b>	<b>1.012.930,23</b>	<b>988.207,15</b>
Albacete	269.342,85	251.784,77	268.669,10	243.388,97	265.302,25	260.611,39	241.175,37	198.025,10	295.726,23	237.995,24	210.879,71	225.762,00
Ciudad Real	296.675,89	287.114,36	284.429,05	271.476,04	270.072,14	277.120,67	267.601,11	214.086,77	278.490,52	253.276,57	217.633,94	236.663,65
Cuenca	121.757,46	118.265,17	112.718,05	113.462,26	113.948,77	124.881,19	104.859,08	103.311,18	112.750,56	112.787,97	92.428,31	145.145,55
Guadalajara	102.827,32	96.315,97	104.113,00	87.095,79	93.698,41	111.319,01	94.958,97	70.135,91	92.399,41	84.556,76	63.704,23	68.070,04
Toledo	412.182,45	391.696,99	396.764,88	378.361,56	385.894,11	396.482,48	390.085,43	289.778,37	389.369,58	357.158,77	300.421,03	312.565,91
<b>Castilla y León</b>	<b>1.416.490,09</b>	<b>1.363.403,86</b>	<b>1.340.893,28</b>	<b>1.281.870,22</b>	<b>1.311.662,54</b>	<b>1.366.486,33</b>	<b>1.336.995,32</b>	<b>1.079.728,97</b>	<b>1.462.924,78</b>	<b>1.287.005,99</b>	<b>1.012.930,23</b>	<b>1.223.274,38</b>
Ávila	42.879,98	43.333,21	42.307,70	36.042,45	40.180,15	39.259,03	38.263,08	35.351,85	41.764,58	31.198,50	28.516,85	32.320,03
Burgos	256.108,34	253.976,40	252.470,90	236.522,09	247.104,04	262.390,18	242.994,28	194.315,51	265.671,65	226.519,26	171.743,94	220.232,64
León	291.605,42	283.051,66	279.444,07	294.847,09	297.183,75	300.643,71	283.815,31	229.730,04	316.958,02	278.626,33	225.403,72	276.947,04
Palencia	73.445,78	62.593,40	63.443,34	60.541,49	58.798,69	61.940,66	71.534,83	56.244,52	69.934,36	62.665,74	44.347,50	51.793,53
Salamanca	225.430,61	219.122,04	202.145,47	187.679,05	193.174,85	196.360,01	194.521,18	165.533,12	219.920,93	201.452,41	149.767,32	184.710,62
Segovia	73.858,85	72.374,69	75.015,21	74.149,34	72.485,68	73.555,58	72.461,05	60.841,77	75.164,55	65.790,75	61.969,95	61.969,95
Soria	42.984,17	41.103,73	40.915,23	41.315,73	41.244,65	44.237,74	40.828,72	34.233,56	46.226,40	39.227,85	37.602,16	39.615,45
Valladolid	333.150,96	318.002,54	317.579,54	283.610,37	292.517,10	318.725,04	321.150,66	247.105,00	355.908,54	312.679,84	235.935,63	286.459,46
Zamora	77.025,99	69.846,18	67.571,83	67.162,61	68.973,64	69.454,38	71.426,22	56.373,52	71.375,75	68.845,31	63.444,82	69.225,67
<b>Cataluña</b>	<b>7.975.605,57</b>	<b>7.631.975,11</b>	<b>7.686.359,96</b>	<b>7.491.175,27</b>	<b>7.739.119,53</b>	<b>7.889.980,64</b>	<b>7.882.544,29</b>	<b>5.621.954,38</b>	<b>8.569.705,95</b>	<b>7.164.973,67</b>	<b>5.985.559,63</b>	<b>7.092.017,64</b>
Barcelona	6.776.600,69	6.509.870,86	6.524.983,14	6.362.466,96	6.581.993,89	6.704.375,00	6.676.091,41	4.681.384,17	7.295.752,50	6.071.851,19	5.107.032,54	6.091.445,68
Girona	540.007,12	494.481,11	523.031,48	508.082,14	526.436,06	541.158,32	548.792,23	442.761,72	586.844,78	5.071.116,39	396.858,77	464.052,90
Lleida	294.064,52	278.887,06	280.356,35	279.613,96	286.036,69	287.034,59	286.439,99	232.469,83	312.294,04	275.482,51	230.735,61	257.411,38
Tarragona	364.933,24	348.736,08	357.988,99	341.012,21	344.652,89	357.412,73	371.220,67	265.338,66	374.814,62	310.523,59	250.932,72	279.107,68
<b>Extremadura</b>	<b>568.626,70</b>	<b>509.838,93</b>	<b>538.802,17</b>	<b>513.722,87</b>	<b>514.350,88</b>	<b>503.933,36</b>	<b>531.971,68</b>	<b>424.252,65</b>	<b>491.090,91</b>	<b>468.618,26</b>	<b>387.042,57</b>	<b>419.240,13</b>
Badajoz	434.213,26	372.760,44	388.768,95	379.548,65	374.255,06	372.006,70	405.221,84	315.717,94	364.067,37	352.863,05	297.426,97	315.536,42
Cáceres	134.413,44	137.078,49	150.033,22	134.174,22	140.095,83	131.926,66	126.749,84	108.534,72	127.023,54	115.755,21	89.615,60	103.703,71
<b>Galicia</b>	<b>1.919.703,06</b>	<b>1.823.064,97</b>	<b>1.874.439,71</b>	<b>1.809.950,75</b>	<b>1.754.259,93</b>	<b>1.800.416,10</b>	<b>1.773.547,46</b>	<b>1.537.931,42</b>	<b>1.958.557,22</b>	<b>1.670.284,74</b>	<b>1.460.627,69</b>	<b>1.754.303,75</b>
Coruña (A)	792.345,46	763.853,52	791.077,19	775.843,24	756.585,66	796.326,83	778.527,89	668.221,04	886.443,43	721.958,81	614.621,36	776.934,35
Lugo	141.800,95	125.915,48	133.719,22	134.982,37	133.476,56	124.122,90	117.260,66	101.669,05	130.837,65	116.015,17	104.088,00	110.605,10
Ourense	173.325,08	130.762,14	146.149,04	144.848,84	136.392,51	145.653,01	147.810,47	126.959,79	154.140,30	142.915,39	139.138,17	158.842,98
Pontevedra	812.231,58	802.533,84	803.494,25	754.276,30	727.805,20	734.313,36	729.948,43	641.081,53	787.135,84	689.395,36	602.782,16	709.921,32
Rioja (La)	297.510,03	274.300,28	289.409,16	269.846,65	295.894,90	274.101,00	298.920,53	223.966,40	292.460,66	256.967,60	221.684,29	249.374,78
<b>Madrid</b>	<b>7.463.611,55</b>	<b>6.546.177,50</b>	<b>7.159.358,06</b>	<b>6.168.285,13</b>	<b>6.138.880,45</b>	<b>6.681.714,84</b>	<b>6.352.779,85</b>	<b>4.912.402,24</b>	<b>6.694.028,82</b>	<b>6.053.182,17</b>	<b>5.221.010,59</b>	<b>5.647.234,06</b>
Murcia	1.338.145,53	1.296.978,42	1.339.603,76	1.244.258,93	1.241.084,40	1.267.584,54	1.294.520,58	938.937,49	1.309.935,93	1.138.738,99	915.303,36	1.062.536,43
Navarra	737.694,45	703.311,75	688.452,43	674.359,37	683.847,63	682.960,74	685.756,39	590.624,59	778.636,69	653.740,13	563.172,55	660.021,00
<b>País Vasco</b>	<b>2.512.119,95</b>	<b>2.315.805,44</b>	<b>2.354.873,93</b>	<b>2.351.852,74</b>	<b>2.372.394,08</b>	<b>2.425.289,30</b>	<b>2.527.214,29</b>	<b>1.632.763,51</b>	<b>3.000.813,96</b>	<b>2.200.067,08</b>	<b>1.844.628,55</b>	<b>2.101.457,93</b>
Álava	331.102,43	302.486,85	309.083,67	302.649,57	304.783,69	299.469,50	321.276,65	190.817,94	395.930,33	286.501,77	208.341,75	269.350,00
Guipúzcoa	1.013.013,84	956.209,83	938.698,80</									

IMPORTE EFECTOS 2009 (en miles de euros)

	enero-09	febrero-09	marzo-09	abril-09	mayo-09	junio-09	julio-09	agosto-09	septiembre-09	octubre-09	noviembre-09	diciembre-09
<b>Andalucía</b>	<b>2.428.453,65</b>	<b>2.121.754,36</b>	<b>2.195.831,06</b>	<b>1.932.378,40</b>	<b>1.693.227,46</b>	<b>1.832.398,26</b>	<b>1.738.666,35</b>	<b>1.357.453,32</b>	<b>1.673.550,37</b>	<b>1.607.395,03</b>	<b>1.508.612,94</b>	<b>1.475.063,08</b>
Almería	260.441,64	229.892,16	230.015,77	194.410,15	170.652,30	192.208,28	185.984,92	133.505,94	169.001,26	159.100,16	150.775,81	146.880,43
Cádiz	230.635,37	206.287,12	208.788,75	166.070,75	152.875,30	167.121,72	152.441,23	119.254,30	141.738,37	139.685,39	128.628,27	120.904,10
Córdoba	357.935,29	300.565,52	333.650,33	324.466,84	247.498,80	264.832,43	256.221,54	195.627,26	272.536,60	229.150,58	220.057,22	216.919,30
Granada	306.556,22	257.322,89	273.751,26	241.484,26	214.270,56	239.565,49	206.242,00	158.046,85	194.719,71	187.781,19	172.125,30	180.374,98
Huelva	97.098,72	84.515,09	89.154,66	79.643,12	65.951,30	68.084,01	61.489,55	51.529,28	57.032,75	55.340,44	52.512,87	54.871,31
Jáen	183.589,54	148.517,83	162.309,14	133.598,40	123.496,81	127.058,56	116.636,99	91.372,23	117.365,45	116.525,19	110.991,79	110.350,12
Málaga	344.156,63	334.588,33	311.983,82	282.062,97	256.671,91	263.221,86	242.846,91	217.852,38	234.898,68	231.932,65	214.997,53	200.992,47
Sevilla	648.040,25	560.065,43	586.177,32	510.641,91	461.810,49	510.305,92	516.803,21	390.265,08	486.257,55	487.879,44	458.524,16	443.770,36
<b>Aragón</b>	<b>872.109,50</b>	<b>733.252,06</b>	<b>739.290,56</b>	<b>678.565,49</b>	<b>664.156,50</b>	<b>697.849,18</b>	<b>665.635,34</b>	<b>515.229,99</b>	<b>673.000,70</b>	<b>624.770,63</b>	<b>572.438,69</b>	<b>599.251,58</b>
Huesca	92.596,38	79.544,46	87.469,23	73.960,37	70.642,65	72.646,84	72.344,73	62.009,64	72.905,61	70.102,99	69.189,54	62.520,27
Teruel	72.039,17	61.034,33	65.942,90	57.638,96	53.310,28	51.804,82	54.469,61	44.244,05	54.285,04	54.023,02	51.612,45	50.790,12
Zaragoza	707.473,96	592.673,27	585.878,43	546.966,15	540.203,58	573.597,52	538.820,99	408.976,30	545.810,06	500.644,62	451.636,70	485.941,19
<b>Asturias</b>	<b>535.400,45</b>	<b>479.036,16</b>	<b>483.639,85</b>	<b>412.612,66</b>	<b>384.781,95</b>	<b>424.259,73</b>	<b>400.782,46</b>	<b>345.390,27</b>	<b>408.113,47</b>	<b>387.008,00</b>	<b>366.802,98</b>	<b>344.191,95</b>
<b>Baleares (Islas)</b>	<b>290.239,37</b>	<b>247.072,03</b>	<b>264.280,57</b>	<b>237.554,74</b>	<b>208.052,39</b>	<b>272.447,96</b>	<b>257.714,35</b>	<b>204.106,48</b>	<b>259.428,19</b>	<b>235.753,77</b>	<b>230.274,08</b>	<b>188.910,82</b>
<b>Islas Canarias</b>	<b>375.679,83</b>	<b>343.087,80</b>	<b>332.183,53</b>	<b>286.760,05</b>	<b>257.507,52</b>	<b>278.383,67</b>	<b>254.475,50</b>	<b>208.741,33</b>	<b>244.763,25</b>	<b>236.848,65</b>	<b>231.114,33</b>	<b>222.920,71</b>
S.C.Tenerife	168.585,75	148.125,80	151.580,28	137.097,23	119.850,86	130.485,90	119.634,95	95.504,40	113.179,23	111.954,64	109.885,28	110.464,22
Palmas (Las)	207.094,09	185.962,00	180.603,26	149.662,82	137.656,66	147.897,77	134.840,54	113.236,94	131.584,02	124.894,01	121.229,04	112.456,49
<b>Cantabria</b>	<b>254.671,01</b>	<b>216.954,00</b>	<b>226.238,06</b>	<b>201.368,56</b>	<b>190.606,03</b>	<b>193.571,02</b>	<b>197.059,12</b>	<b>157.050,96</b>	<b>207.753,35</b>	<b>181.348,32</b>	<b>166.953,35</b>	<b>167.477,90</b>
<b>Castilla La Mancha</b>	<b>868.305,19</b>	<b>783.947,61</b>	<b>785.998,76</b>	<b>690.671,89</b>	<b>643.407,35</b>	<b>719.305,50</b>	<b>638.391,50</b>	<b>504.844,37</b>	<b>660.990,59</b>	<b>643.262,36</b>	<b>587.584,25</b>	<b>595.928,02</b>
Albacete	197.173,42	180.424,32	182.669,02	171.904,03	157.924,05	158.182,76	152.068,73	112.288,35	150.861,47	147.364,68	129.460,34	123.735,56
Ciudad Real	220.020,38	202.935,66	192.813,74	177.616,06	158.677,53	171.915,87	163.311,09	133.337,69	170.097,18	160.113,43	157.460,37	148.466,93
Cuenca	96.467,43	94.054,81	89.940,83	82.155,20	78.587,73	94.752,00	68.424,98	70.726,87	85.221,21	91.505,03	74.432,04	106.044,25
Guadalajara	55.294,82	54.784,93	75.497,81	42.947,29	40.571,85	78.237,07	54.203,60	34.655,42	52.165,89	42.549,64	39.298,53	40.954,61
Toledo	299.349,15	251.747,88	245.077,36	216.049,32	207.466,19	216.217,80	200.383,11	153.836,04	202.644,85	201.729,58	186.932,97	179.726,66
<b>Castilla y León</b>	<b>1.115.301,04</b>	<b>949.072,74</b>	<b>938.065,95</b>	<b>857.025,64</b>	<b>807.415,48</b>	<b>910.372,90</b>	<b>821.650,96</b>	<b>654.269,33</b>	<b>766.498,46</b>	<b>806.940,13</b>	<b>713.096,20</b>	<b>731.466,01</b>
Ávila	30.052,59	26.141,30	28.528,20	23.509,25	22.789,07	25.274,78	21.614,24	19.134,86	24.687,98	22.119,42	21.367,50	25.619,88
Burgos	194.264,09	165.723,25	163.495,32	146.516,84	139.297,50	164.235,97	131.392,31	107.539,63	136.994,52	130.659,55	123.229,82	118.653,58
León	233.696,86	215.539,49	217.172,51	199.751,96	186.936,24	223.653,68	202.958,87	147.493,30	163.398,79	181.012,43	165.444,12	173.485,27
Palencia	54.373,42	46.298,66	42.871,72	43.553,00	41.029,66	42.895,66	42.025,20	34.208,18	34.884,48	33.026,16	31.651,15	31.882,18
Salamanca	181.214,04	138.323,95	129.984,17	119.214,39	117.491,44	115.343,85	112.704,74	91.260,01	101.720,49	139.584,64	96.423,18	100.672,47
Segovia	60.216,16	51.928,46	54.958,31	50.408,19	47.367,64	53.240,49	48.876,34	40.810,95	46.127,87	49.295,64	46.902,03	44.985,63
Soria	39.841,25	31.458,25	34.700,87	34.858,19	29.827,64	34.902,93	32.631,75	24.266,63	34.935,16	31.132,58	29.906,65	32.396,75
Valladolid	257.849,79	218.230,96	210.023,83	187.127,02	173.050,56	199.933,13	177.036,77	143.978,09	171.480,91	168.394,97	149.534,49	154.385,36
Zamora	63.792,84	55.428,43	56.331,02	52.086,80	49.625,74	50.892,42	52.410,74	45.577,69	52.268,25	51.264,74	48.637,25	49.384,90
<b>Cataluña</b>	<b>6.379.467,91</b>	<b>5.706.955,17</b>	<b>5.648.873,81</b>	<b>5.221.331,18</b>	<b>5.163.514,30</b>	<b>5.489.415,70</b>	<b>5.328.523,81</b>	<b>4.143.013,16</b>	<b>5.617.146,46</b>	<b>5.116.587,92</b>	<b>4.745.316,96</b>	<b>4.930.784,22</b>
Barcelona	5.447.313,73	4.917.824,55	4.833.251,08	4.462.924,41	4.447.526,08	4.690.101,04	4.554.504,92	3.500.107,55	4.845.148,96	4.396.401,97	4.075.753,02	4.263.124,52
Girona	417.713,34	356.928,66	382.691,24	354.862,22	344.128,29	383.759,55	375.992,63	322.097,00	373.926,01	363.811,58	323.185,29	325.233,48
Lleida	238.123,09	206.040,75	203.977,01	192.969,55	177.528,22	198.617,09	184.578,18	145.310,17	185.189,41	167.273,43	161.452,72	170.211,93
Tarragona	275.317,75	226.161,21	228.954,48	210.575,01	194.331,70	216.938,02	213.448,08	175.498,45	212.882,08	189.100,95	184.925,94	172.214,30
<b>Extremadura</b>	<b>383.687,95</b>	<b>316.112,65</b>	<b>309.252,66</b>	<b>271.721,42</b>	<b>239.501,80</b>	<b>262.806,29</b>	<b>251.377,06</b>	<b>200.858,49</b>	<b>262.122,67</b>	<b>244.505,24</b>	<b>210.777,66</b>	<b>217.849,36</b>
Badajoz	291.503,99	239.967,98	223.858,69	197.246,05	175.982,35	193.515,42	189.243,48	146.458,30	197.600,35	176.573,70	154.762,51	162.994,45
Cáceres	92.183,96	76.144,67	85.393,97	74.475,37	63.519,45	69.290,87	62.133,59	54.400,20	64.522,32	67.931,53	56.015,15	54.854,91
<b>Galicia</b>	<b>1.553.823,58</b>	<b>1.394.314,02</b>	<b>1.496.950,99</b>	<b>1.262.336,60</b>	<b>1.114.250,67</b>	<b>1.352.448,96</b>	<b>1.185.636,31</b>	<b>1.039.324,65</b>	<b>1.244.063,80</b>	<b>1.250.110,57</b>	<b>1.143.953,85</b>	<b>1.116.703,92</b>
Coruña (A)	644.540,42	559.009,95	603.893,77	537.969,88	458.759,60	549.203,19	487.315,03	426.033,02	493.480,15	502.507,69	482.541,47	441.302,75
Lugo	106.650,88	96.103,97	98.658,41	88.563,71	79.510,62	93.277,97	83.479,56	72.934,03	88.917,00	84.303,32	83.658,06	83.292,54
Ourense	142.635,23	103.162,06	123.734,04	104.933,31	93.041,17	108.377,02	106.158,28	85.765,34	105.540,32	104.082,93	93.057,12	88.493,75
Pontevedra	659.997,05	636.038,04	670.664,77	530.867,70	482.939,28	601.590,78	508.683,44	454.592,27	556.126,33	559.216,63	484.697,21	503.614,88
<b>Rioja (La)</b>	<b>232.175,85</b>	<b>206.599,22</b>	<b>203.571,34</b>	<b>185.453,40</b>	<b>187.579,19</b>	<b>192.290,19</b>	<b>175.413,64</b>	<b>146.207,22</b>	<b>185.082,03</b>	<b>188.669,45</b>	<b>171.543,01</b>	<b>180.162,32</b>
<b>Madrid</b>	<b>5.514.752,70</b>	<b>4.668.689,77</b>	<b>4.777.871,80</b>	<b>4.288.423,54</b>	<b>4.091.673,75</b>	<b>4.667.001,33</b>	<b>4.205.510,35</b>	<b>3.407.788,76</b>	<b>4.403.355,90</b>	<b>4.098.812,71</b>	<b>3.802.453,50</b>	<b>4.024.124,05</b>
Murcia	977.967,15	864.112,67	909.311,33	790.808,50	687.630,73	795.085,32	735.089,46	606.373,84	819.010,32	667.444,49	609.916,46	628.722,75
Navarra	604.014,76	527.970,75	531.200,73	442.173,32	450.557,98	486.134,40	469.952,39	394.914,12	494.212,27	460.814,57	434.464,38	436.534,47
<b>Pais Vasco</b>	<b>2.021.193,13</b>	<b>1.799.015,41</b>	<b>1.711.772,60</b>	<b>1.483.839,96</b>	<b>1.408.226,59</b>	<b>1.576.963,95</b>	<b>1.455.478,75</b>	<b>1.000.303,06</b>	<b>1.704.270,57</b>	<b>1.457.242,42</b>	<b>1.256.598,56</b>	<b>1.291.023,24</b>
Álava	247.133,64	236.367,88	209.181,73	185.529,35	178.529,10	203.153,96	187.423,91	131.744,65	233.659,74	191.055,96	165.449,91	160.205,72
Guipúzcoa	874.975,37	780.618,98	760.301,24	663.504,34	614.422,10	684.268,18	669.637,76	443.624,90	764.251,43	653		

IMPORTE EFECTOS 2010 (en miles de euros)

	enero-10	febrero-10	marzo-10	abril-10	mayo-10	junio-10	julio-10	agosto-10	septiembre-10	octubre-10	noviembre-10	diciembre-10
<b>Andalucía</b>	<b>1.487.193,57</b>	<b>1.296.065,37</b>	<b>1.510.237,46</b>	<b>1.583.623,30</b>	<b>1.325.899,46</b>	<b>1.290.634,87</b>	<b>1.374.187,05</b>	<b>1.141.159,81</b>	<b>1.399.169,12</b>	<b>1.267.492,88</b>	<b>1.387.578,59</b>	<b>1.371.836,73</b>
Almería	143.473,65	143.359,02	156.199,84	151.522,18	136.061,38	131.377,84	146.568,05	107.992,34	136.630,26	120.585,09	124.257,32	126.348,19
Cádiz	136.175,22	117.346,86	139.549,13	108.621,45	111.633,54	106.436,41	116.732,87	99.303,98	120.112,58	105.408,13	112.291,58	102.144,66
Córdoba	247.998,01	196.844,13	225.927,99	333.624,06	214.333,14	198.198,63	219.911,34	167.085,11	206.992,50	186.066,44	192.158,87	191.252,21
Granada	175.286,20	153.400,43	190.287,12	171.572,73	170.711,28	155.552,28	160.556,80	143.251,81	161.528,06	155.572,85	162.307,11	178.336,53
Huelva	45.839,55	45.703,89	50.821,70	48.960,54	44.920,11	40.029,97	41.135,30	37.999,48	41.447,70	40.943,71	42.241,64	41.390,07
Jaén	111.467,66	102.178,18	112.748,29	101.293,91	102.224,08	105.599,87	101.496,63	83.213,97	107.839,84	97.728,16	100.189,74	97.128,79
Málaga	225.349,69	174.756,39	203.920,31	187.047,62	172.577,24	173.649,67	179.362,43	155.512,23	183.920,10	178.828,60	180.776,36	181.708,21
Sevilla	401.603,59	362.476,48	430.783,09	480.980,80	373.438,69	379.790,19	408.423,62	346.800,89	440.698,07	382.379,91	473.355,98	453.528,07
<b>Aragón</b>	<b>596.451,00</b>	<b>515.920,08</b>	<b>577.475,87</b>	<b>538.787,68</b>	<b>570.257,11</b>	<b>570.840,01</b>	<b>581.942,97</b>	<b>463.097,54</b>	<b>638.615,55</b>	<b>595.130,56</b>	<b>603.638,61</b>	<b>641.376,75</b>
Huesca	60.956,11	50.645,59	65.853,03	62.491,24	63.860,26	61.327,01	63.892,96	56.252,92	68.610,50	68.634,66	62.367,50	66.760,16
Teruel	47.177,67	43.233,10	43.590,30	46.120,94	48.972,08	45.735,57	53.254,12	36.979,28	55.693,73	49.709,79	53.538,13	51.910,29
Zaragoza	488.317,22	422.041,38	468.032,53	430.175,51	457.424,77	463.777,42	464.795,89	389.865,34	514.311,31	476.786,11	487.732,98	522.706,29
<b>Asturias</b>	<b>390.265,89</b>	<b>348.440,03</b>	<b>380.993,43</b>	<b>345.679,00</b>	<b>350.500,32</b>	<b>335.714,89</b>	<b>355.870,60</b>	<b>304.910,75</b>	<b>373.653,10</b>	<b>325.197,27</b>	<b>358.550,44</b>	<b>346.159,09</b>
<b>Baleares (Islas)</b>	<b>169.228,75</b>	<b>153.096,24</b>	<b>190.943,38</b>	<b>169.466,69</b>	<b>173.261,84</b>	<b>167.465,20</b>	<b>182.458,28</b>	<b>186.155,08</b>	<b>202.974,89</b>	<b>173.358,25</b>	<b>171.169,40</b>	<b>156.848,01</b>
<b>Islas Canarias</b>	<b>223.162,13</b>	<b>202.143,72</b>	<b>230.216,02</b>	<b>205.101,33</b>	<b>196.747,59</b>	<b>190.727,06</b>	<b>192.683,75</b>	<b>184.202,44</b>	<b>198.184,85</b>	<b>197.893,62</b>	<b>222.722,13</b>	<b>200.063,70</b>
S.C. Tenerife	101.973,55	95.920,97	99.407,36	93.935,32	89.935,39	83.513,17	85.909,97	81.885,08	87.322,47	92.889,96	100.799,56	92.535,75
Palmas (Las)	121.188,59	106.222,75	130.808,66	111.166,02	107.352,20	107.213,88	106.773,78	102.317,36	110.862,38	105.003,66	121.929,56	107.547,96
<b>Cantabria</b>	<b>169.275,95</b>	<b>158.817,74</b>	<b>174.158,24</b>	<b>176.677,04</b>	<b>154.386,25</b>	<b>146.620,84</b>	<b>160.224,19</b>	<b>137.979,44</b>	<b>180.929,70</b>	<b>143.997,17</b>	<b>159.671,45</b>	<b>147.343,16</b>
<b>Castilla La Mancha</b>	<b>550.057,09</b>	<b>479.074,04</b>	<b>565.772,95</b>	<b>499.152,14</b>	<b>497.247,73</b>	<b>499.676,56</b>	<b>514.764,11</b>	<b>447.600,75</b>	<b>551.455,13</b>	<b>529.494,11</b>	<b>524.561,05</b>	<b>506.329,74</b>
Albacete	124.272,03	105.027,60	126.737,54	105.596,95	114.436,01	113.456,30	116.072,42	101.403,56	135.470,94	112.461,71	116.530,90	118.215,28
Ciudad Real	141.380,98	128.209,66	152.632,25	142.820,58	127.750,36	129.070,20	144.576,12	121.728,23	142.710,20	146.473,80	127.222,28	119.304,17
Cuenca	68.489,49	65.964,49	69.170,18	58.857,70	62.783,72	65.297,50	63.729,28	60.469,55	67.083,06	68.180,97	69.548,74	68.482,92
Guadalajara	38.865,61	31.560,10	44.185,82	32.075,15	31.443,13	32.404,20	31.727,21	31.063,57	33.533,10	35.965,81	37.727,11	35.573,67
Toledo	177.048,99	148.312,19	173.047,17	159.801,77	160.834,50	159.448,36	159.109,08	132.935,85	172.657,83	166.412,03	173.532,02	163.753,71
<b>Castilla y León</b>	<b>691.029,48</b>	<b>635.533,00</b>	<b>742.007,65</b>	<b>655.561,69</b>	<b>646.932,10</b>	<b>635.749,50</b>	<b>687.750,46</b>	<b>592.833,59</b>	<b>700.330,04</b>	<b>676.805,95</b>	<b>693.180,60</b>	<b>708.027,86</b>
Ávila	19.859,10	20.991,41	21.709,06	19.126,82	17.199,19	17.704,61	18.178,18	16.117,68	18.855,65	19.852,97	19.577,38	18.483,05
Burgos	119.034,86	109.571,38	125.565,49	111.245,68	112.165,16	108.880,18	119.765,24	99.775,78	127.939,19	113.309,33	114.706,43	114.352,04
León	146.568,37	139.852,78	166.588,57	146.668,97	148.209,28	138.674,95	148.340,81	133.628,09	149.898,84	147.711,69	149.020,73	149.172,51
Palencia	32.368,17	30.315,04	38.117,63	30.304,19	33.683,14	30.179,06	35.322,75	32.280,82	37.463,17	31.654,68	31.454,19	33.951,76
Palencia	106.060,02	95.286,57	109.607,71	94.234,35	86.552,76	89.371,21	98.408,76	85.082,30	96.778,55	103.088,19	105.320,58	106.661,32
Segovia	44.989,56	42.303,72	50.776,51	45.687,25	44.659,20	44.193,31	45.795,71	39.653,21	46.724,21	45.947,64	47.895,32	47.631,60
Soria	28.336,77	25.645,34	28.618,66	28.896,01	28.467,29	26.840,28	29.421,98	24.371,44	32.976,37	36.076,49	35.456,47	39.150,21
Valladolid	145.245,17	130.429,62	155.233,25	137.884,26	135.883,47	138.658,38	147.255,22	125.423,80	146.339,38	137.701,00	146.750,96	156.849,61
Zamora	48.567,45	41.137,15	45.790,77	41.514,16	40.112,62	41.247,51	45.261,83	36.500,47	43.354,68	41.463,97	42.996,55	41.775,75
<b>Cataluña</b>	<b>5.005.624,89</b>	<b>4.485.811,84</b>	<b>4.911.945,22</b>	<b>4.691.434,65</b>	<b>4.921.559,24</b>	<b>4.849.472,20</b>	<b>5.038.911,44</b>	<b>4.140.705,58</b>	<b>5.512.601,70</b>	<b>4.811.749,29</b>	<b>4.790.501,04</b>	<b>4.892.053,00</b>
Barcelona	4.336.212,86	3.900.042,37	4.233.155,38	4.040.709,10	4.261.392,68	4.206.252,24	4.352.038,10	3.526.623,96	4.811.690,69	4.164.238,19	4.140.853,10	4.243.398,72
Girona	324.908,62	281.793,00	325.174,04	324.921,77	337.628,97	319.069,43	351.897,54	308.987,74	348.139,06	325.236,30	318.793,92	326.809,24
Lleida	162.927,71	140.294,87	168.816,33	155.447,18	149.424,95	158.178,61	157.511,69	143.541,61	169.040,44	157.025,38	163.412,88	156.098,66
Tarragona	181.575,70	163.681,60	184.799,46	170.356,60	173.112,63	165.971,92	177.464,12	161.552,28	183.731,51	165.249,42	167.441,14	165.746,38
<b>Extremadura</b>	<b>213.894,64</b>	<b>191.366,39</b>	<b>232.125,62</b>	<b>209.824,82</b>	<b>229.396,85</b>	<b>200.578,23</b>	<b>232.682,09</b>	<b>189.408,69</b>	<b>223.926,27</b>	<b>215.655,95</b>	<b>227.428,16</b>	<b>214.321,85</b>
Badajoz	161.933,76	143.163,25	170.501,99	159.437,86	178.810,53	161.297,98	184.860,36	148.053,30	166.947,72	171.712,03	178.514,75	165.914,23
Cáceres	51.960,88	48.203,14	61.623,63	50.386,97	50.576,33	39.280,25	47.821,73	41.355,39	56.978,55	43.943,92	48.913,41	48.407,62
<b>Galicia</b>	<b>1.074.806,33</b>	<b>999.654,85</b>	<b>1.304.470,53</b>	<b>1.032.815,13</b>	<b>1.044.549,39</b>	<b>1.003.133,61</b>	<b>1.037.032,73</b>	<b>969.307,06</b>	<b>1.134.867,13</b>	<b>983.137,81</b>	<b>1.096.528,98</b>	<b>1.021.367,98</b>
Coruña (A)	460.147,79	394.091,24	486.476,03	444.659,12	440.397,53	419.203,80	440.483,66	395.493,74	462.273,50	407.101,99	456.459,79	418.874,48
Lugo	81.481,14	65.773,13	84.266,01	78.162,98	73.356,24	73.461,22	78.529,43	72.443,55	74.248,98	71.273,32	77.784,74	80.675,86
Ourense	89.556,04	78.702,94	98.446,88	86.729,21	82.208,05	71.108,28	84.397,04	69.256,16	92.208,21	80.385,71	88.646,79	76.240,03
Pontevedra	443.621,37	461.087,55	635.281,61	423.263,82	448.587,57	439.360,31	433.622,59	432.113,60	506.136,44	424.376,78	473.637,67	445.577,61
Rioja (La)	<b>174.273,21</b>	<b>156.560,51</b>	<b>181.397,64</b>	<b>162.908,41</b>	<b>173.267,66</b>	<b>171.372,68</b>	<b>171.401,16</b>	<b>136.469,10</b>	<b>187.161,39</b>	<b>172.464,15</b>	<b>166.160,32</b>	<b>171.025,41</b>
<b>Madrid</b>	<b>4.257.810,08</b>	<b>3.727.797,44</b>	<b>4.120.230,51</b>	<b>3.734.168,04</b>	<b>3.757.894,01</b>	<b>3.859.955,78</b>	<b>3.828.439,24</b>	<b>3.318.327,89</b>	<b>3.911.853,34</b>	<b>3.689.307,38</b>	<b>3.747.120,39</b>	<b>3.995.773,26</b>
Murcia	627.388,16	570.745,89	662.503,02	601.399,97	594.196,26	591.205,67	579.819,95	518.366,89	715.884,75	594.100,68	600.781,16	595.570,77
Navarra	459.390,60	404.831,33	425.925,10	389.809,02	417.912,82	434.048,11	436.198,50	391.287,23	477.780,81	424.453,64	395.871,92	415.538,73
<b>País Vasco</b>	<b>1.373.823,41</b>	<b>1.266.700,54</b>	<b>1.425.383,77</b>	<b>1.229.927,02</b>	<b>1.324.027,02</b>	<b>1.380.668,56</b>	<b>1.399.758,73</b>	<b>1.010.962,78</b>	<b>1.669.368,20</b>	<b>1.349.596,37</b>	<b>1.366.737,70</b>	<b>1.381.983,09</b>
Álava	173.890,73	165.528,06	182.102,43	150.665,14	173.361,76	164.960,75	181.677,39	126.579,98	227.154,62	181.429,84	164.538,92	176.534,07
Guipúzcoa	634.568,01	566.987,74	633.233,40	545.822,74	578.202,95	610.992,79	613.203,62	443.531,55	694.599,76	589.648,60	576.210,73	589.406,07

**IMPORTE EFECTOS IMPAGADOS 2002-2010**

	2002	2003	2004	2005	2006	2007	2008	2009	2010
<b>Andalucía</b>	<b>1.190.137,30</b>	<b>1.081.631,02</b>	<b>980.916,60</b>	<b>1.108.532,28</b>	<b>1.213.072,95</b>	<b>1.736.114,52</b>	<b>3.580.512,67</b>	<b>1.735.577,04</b>	<b>869.422,12</b>
Almería	117.052,61	112.180,25	109.210,60	117.081,23	170.753,68	213.693,21	433.032,10	190.281,55	87.750,56
Cádiz	138.346,35	108.554,27	93.245,90	101.147,77	112.472,99	192.165,38	353.759,81	157.786,70	75.429,57
Córdoba	166.576,91	158.444,99	160.566,90	163.964,45	171.653,49	241.446,63	411.824,31	275.119,55	187.079,83
Granada	152.979,61	157.156,46	122.789,20	140.387,64	140.285,32	200.946,42	484.190,87	251.396,29	79.095,61
Huelva	56.727,90	58.386,12	44.584,20	52.911,76	55.776,30	81.027,53	189.435,11	75.960,92	34.727,21
Jaén	107.130,85	100.681,67	79.960,70	97.826,62	89.152,85	111.602,88	217.354,40	130.356,32	71.171,60
Málaga	167.456,75	143.077,27	141.536,60	184.745,97	201.044,75	286.530,18	616.950,31	241.886,48	91.743,32
Sevilla	283.866,32	243.149,99	229.022,50	250.466,84	271.933,59	408.702,29	873.965,77	412.789,24	242.424,44
<b>Aragón</b>	<b>280.580,32</b>	<b>260.272,62</b>	<b>245.007,10</b>	<b>264.201,62</b>	<b>266.702,50</b>	<b>305.077,50</b>	<b>558.678,15</b>	<b>382.659,91</b>	<b>269.099,48</b>
Huesca	26.077,95	39.989,20	24.483,20	25.317,95	31.403,15	35.561,13	68.929,32	43.798,53	24.204,42
Teruel	13.097,78	11.541,29	14.442,40	16.493,28	15.930,12	20.470,15	36.210,82	45.622,84	20.261,76
Zaragoza	241.404,59	208.742,13	206.081,50	222.390,39	219.369,23	249.046,23	453.538,02	293.238,54	224.633,30
<b>Asturias</b>	<b>132.365,48</b>	<b>133.159,80</b>	<b>128.933,60</b>	<b>139.061,67</b>	<b>126.252,68</b>	<b>146.074,57</b>	<b>208.897,28</b>	<b>172.641,78</b>	<b>118.872,75</b>
<b>Baleares (Islas)</b>	<b>108.014,03</b>	<b>99.535,41</b>	<b>113.567,10</b>	<b>124.416,38</b>	<b>130.730,29</b>	<b>177.200,05</b>	<b>318.074,93</b>	<b>269.446,98</b>	<b>140.342,63</b>
<b>Islas Canarias</b>	<b>251.981,30</b>	<b>204.180,41</b>	<b>211.986,90</b>	<b>246.593,34</b>	<b>251.763,77</b>	<b>406.045,30</b>	<b>560.174,85</b>	<b>256.299,74</b>	<b>130.301,17</b>
S.C.Tenerife	128.589,57	98.758,73	115.144,00	133.691,47	136.582,69	226.697,21	297.584,88	125.688,67	69.268,57
Palmas (Las)	123.391,73	105.421,68	96.842,90	112.901,87	115.181,07	179.348,09	262.589,97	130.611,07	61.032,60
<b>Cantabria</b>	<b>96.960,35</b>	<b>90.094,04</b>	<b>81.531,80</b>	<b>80.328,16</b>	<b>69.485,97</b>	<b>80.148,74</b>	<b>178.541,43</b>	<b>121.830,03</b>	<b>48.652,39</b>
<b>Castilla La Mancha</b>	<b>269.825,00</b>	<b>256.982,05</b>	<b>235.456,30</b>	<b>279.982,88</b>	<b>268.466,80</b>	<b>367.017,53</b>	<b>848.685,79</b>	<b>512.306,48</b>	<b>236.329,80</b>
Albacete	71.631,36	67.936,39	63.103,20	65.802,61	66.566,74	80.554,09	164.966,32	143.406,72	53.190,88
Ciudad Real	56.280,61	51.914,41	51.554,10	69.755,81	59.568,21	92.630,52	218.940,20	132.126,97	71.082,97
Cuenca	17.180,17	15.361,14	14.242,60	19.720,99	24.119,72	24.219,30	56.212,42	35.566,16	13.025,90
Guadalajara	20.593,93	33.367,83	19.038,70	23.523,88	23.259,20	44.094,85	86.418,46	29.722,06	30.531,54
Toledo	104.138,93	88.402,28	87.517,70	101.179,59	94.952,94	125.518,78	322.148,39	171.484,58	68.498,52
<b>Castilla y León</b>	<b>307.969,00</b>	<b>288.118,10</b>	<b>275.520,00</b>	<b>278.732,97</b>	<b>301.992,75</b>	<b>438.898,07</b>	<b>801.123,57</b>	<b>613.630,15</b>	<b>252.109,22</b>
Ávila	9.709,68	9.218,72	9.433,90	7.949,95	8.927,33	11.983,41	35.492,06	15.406,62	7.722,56
Burgos	52.011,61	44.919,65	44.168,60	43.694,03	47.740,04	66.130,75	128.845,59	93.822,09	43.359,50
León	58.238,84	55.392,71	58.818,20	57.577,80	58.191,13	79.720,62	142.100,87	127.116,39	45.732,63
Palencia	16.230,34	24.592,31	14.330,80	13.076,96	15.536,68	16.602,91	29.326,85	18.745,27	9.477,66
Salamanca	42.836,53	41.168,87	38.786,90	43.359,18	42.639,23	66.128,79	172.135,63	129.225,97	38.313,32
Segovia	19.816,07	18.811,52	14.415,30	15.120,05	22.298,32	26.543,65	37.027,96	32.128,07	15.333,72
Soria	13.914,25	15.933,41	11.765,10	11.925,66	12.785,51	11.959,22	19.738,42	16.748,68	10.388,88
Valladolid	76.319,65	61.277,46	67.043,70	68.762,51	73.671,74	130.029,39	194.278,59	145.223,40	61.844,78
Zamora	18.892,03	16.803,45	16.757,50	17.266,84	20.202,77	29.799,35	42.177,61	35.213,67	19.936,17
<b>Cataluña</b>	<b>2.465.297,58</b>	<b>2.405.356,56</b>	<b>2.071.155,70</b>	<b>2.181.212,95</b>	<b>2.163.381,77</b>	<b>2.598.041,52</b>	<b>4.128.607,78</b>	<b>2.900.921,04</b>	<b>1.820.347,16</b>
Barcelona	2.149.546,19	2.041.798,76	1.793.600,20	1.874.231,25	1.861.752,60	2.185.827,97	3.414.325,01	2.457.338,72	1.541.798,68
Girona	139.145,90	196.548,42	113.281,20	127.448,14	127.740,39	174.550,06	292.467,70	185.507,94	132.096,51
Lleida	74.571,11	73.435,49	69.408,10	74.395,20	75.349,43	87.467,82	174.533,13	138.730,57	74.175,46
Tarragona	102.034,38	93.573,89	94.866,20	105.138,35	98.539,35	150.195,66	247.281,94	119.343,80	72.276,52
<b>Extremadura</b>	<b>99.057,81</b>	<b>88.630,31</b>	<b>94.104,10</b>	<b>105.984,45</b>	<b>120.186,62</b>	<b>140.547,73</b>	<b>361.172,27</b>	<b>210.569,83</b>	<b>86.249,51</b>
Badajoz	72.270,89	62.221,38	67.247,00	76.328,62	83.566,64	96.014,58	249.684,98	154.226,23	64.167,58
Cáceres	26.786,92	26.408,93	26.857,10	29.655,83	36.619,98	44.533,15	111.487,28	56.343,60	22.081,93
<b>Galicia</b>	<b>265.889,99</b>	<b>253.195,46</b>	<b>304.842,30</b>	<b>331.358,41</b>	<b>363.939,22</b>	<b>442.728,12</b>	<b>950.313,55</b>	<b>736.816,86</b>	<b>376.831,56</b>
Coruña (A)	101.151,49	88.971,08	114.900,70	130.559,84	148.780,92	172.724,17	396.440,04	320.952,04	161.853,59
Lugo	24.139,44	26.636,41	25.615,70	23.838,13	27.146,15	33.326,58	64.307,37	50.152,36	28.787,46
Ourense	26.221,98	30.359,15	32.366,30	34.796,86	39.873,84	45.043,47	73.793,41	57.503,20	28.195,71
Pontevedra	114.377,08	107.228,82	131.959,60	142.163,57	148.138,31	191.633,91	415.772,74	308.209,26	157.994,80
<b>Rioja (La)</b>	<b>75.143,30</b>	<b>79.383,54</b>	<b>74.166,00</b>	<b>74.421,10</b>	<b>86.482,98</b>	<b>100.971,90</b>	<b>140.831,30</b>	<b>94.713,48</b>	<b>62.682,40</b>
<b>Madrid</b>	<b>1.559.031,72</b>	<b>1.329.107,16</b>	<b>1.247.928,90</b>	<b>1.358.110,94</b>	<b>1.296.040,53</b>	<b>1.679.042,90</b>	<b>3.422.255,95</b>	<b>2.324.172,10</b>	<b>1.366.653,03</b>
Murcia	347.900,47	299.288,18	300.742,70	335.124,36	424.141,43	566.359,74	1.044.971,73	640.966,73	252.207,35
Navarra	147.860,24	129.487,19	164.634,50	147.252,18	160.069,75	176.309,69	273.199,51	206.608,69	133.046,65
<b>País Vasco</b>	<b>531.995,56</b>	<b>485.742,40</b>	<b>462.870,90</b>	<b>473.060,51</b>	<b>457.749,43</b>	<b>527.253,47</b>	<b>860.399,60</b>	<b>686.722,02</b>	<b>435.116,52</b>
Álava	67.982,16	62.424,16	65.747,70	61.084,95	67.265,40	73.363,04	119.928,53	90.918,56	57.048,07
Guipúzcoa	201.578,50	179.438,87	169.146,20	181.797,34	171.061,03	187.248,96	323.972,96	277.297,83	195.255,80
Vizcaya	262.434,90	243.879,37	227.977,00	230.178,22	219.423,00	266.641,47	416.498,12	318.505,63	182.812,65
<b>Comunidad Valenciana</b>	<b>1.112.316,98</b>	<b>1.001.611,57</b>	<b>1.012.103,40</b>	<b>1.068.909,30</b>	<b>1.282.132,04</b>	<b>1.600.084,52</b>	<b>2.913.563,43</b>	<b>1.922.542,74</b>	<b>814.555,05</b>
Valencia	532.853,78	476.053,45	514.184,30	557.995,76	679.807,94	820.308,48	1.345.373,20	940.508,71	415.584,91
Alicante	431.675,59	375.180,91	356.571,80	379.446,61	434.961,44	538.083,26	1.055.563,04	599.760,60	258.230,08
Castellón	147.787,61	150.377,21	141.347,30	131.466,93	167.362,65	241.692,77	512.627,20	382.273,43	140.740,06
<b>Ceuta</b>	<b>2.842,45</b>	<b>1.962,34</b>	<b>1.914,30</b>	<b>2.674,11</b>	<b>2.796,45</b>	<b>2.892,64</b>	<b>6.269,68</b>	<b>4.026,49</b>	<b>2.167,53</b>
<b>Melilla</b>	<b>2.522,61</b>	<b>2.069,46</b>	<b>1.505,80</b>	<b>737,50</b>	<b>1.668,98</b>	<b>2.120,57</b>	<b>3.007,33</b>	<b>832,04</b>	<b>502,53</b>
<b>TOTAL</b>	<b>9.247.691,49</b>	<b>8.489.807,62</b>	<b>8.008.888,00</b>	<b>8.600.695,09</b>	<b>8.987.056,88</b>	<b>11.492.929,08</b>	<b>21.159.280,79</b>	<b>13.793.284,13</b>	<b>7.415.488,83</b>

Fuente: Instituto Nacional de Estadística

PORCENTAJE DE MOROSIDAD POR TRIMESTRES EN LOS PERIODOS 2007-2010

	1º Trim.2007	2º Trim.2007	3º Trim.2007	4º Trim.2007	1º Trim.2008	2º Trim.2008	3º Trim.2008	4º Trim.2008	1º Trim.2009	2º Trim.2009	3º Trim.2009	4º Trim.2009	1º Trim.2010	2º Trim.2010	3º Trim.2010
Andalucía	3,63%	3,74%	3,92%	5,21%	7,59%	8,61%	9,58%	12,28%	10,20%	9,67%	5,72%	5,38%	4,28%	7,88%	4,55%
Aragón	2,40%	2,31%	2,41%	2,60%	3,28%	3,94%	5,01%	5,99%	5,76%	5,07%	4,12%	3,77%	4,41%	3,76%	3,80%
Asturias	1,59%	1,83%	1,94%	2,19%	1,99%	2,42%	2,99%	3,88%	4,16%	3,71%	2,86%	2,92%	2,65%	2,90%	2,67%
Baleares	4,07%	3,86%	3,28%	5,28%	6,13%	8,36%	8,26%	9,06%	10,46%	8,07%	8,01%	11,12%	8,02%	6,74%	5,91%
Canarias	3,90%	4,32%	6,81%	8,91%	8,56%	9,41%	10,80%	10,44%	10,39%	7,64%	6,20%	5,98%	5,32%	5,16%	5,18%
Cantabria	1,93%	1,91%	2,06%	2,48%	3,00%	3,51%	5,23%	7,78%	7,65%	5,03%	3,76%	3,46%	2,66%	2,57%	2,26%
Castilla-La Mancha	2,23%	2,42%	2,53%	3,56%	4,49%	5,82%	7,35%	8,99%	8,36%	6,56%	4,82%	4,76%	4,28%	3,78%	3,43%
Castilla y León	2,45%	2,96%	2,53%	2,89%	3,63%	4,85%	5,78%	6,67%	6,83%	6,49%	5,44%	5,31%	3,24%	3,26%	2,92%
Cataluña	2,60%	2,48%	2,58%	3,46%	3,91%	4,28%	4,79%	5,78%	5,87%	4,66%	3,62%	3,89%	3,48%	2,99%	2,94%
Comunidad Valenciana	3,98%	3,04%	2,75%	3,79%	4,70%	5,81%	6,61%	9,00%	9,28%	7,18%	5,13%	4,50%	4,21%	3,23%	3,08%
Extremadura	2,09%	2,11%	2,41%	2,65%	3,12%	5,36%	7,74%	9,14%	7,31%	8,04%	6,17%	4,54%	3,88%	2,90%	3,09%
Galicia	2,00%	1,99%	1,94%	2,36%	3,32%	4,25%	4,78%	5,82%	6,00%	5,15%	3,84%	4,13%	3,46%	2,87%	2,58%
La Rioja	2,77%	2,91%	3,25%	3,08%	3,31%	4,28%	4,45%	5,51%	5,98%	4,25%	3,11%	3,05%	3,30%	2,86%	2,77%
Madrid	1,93%	1,97%	1,98%	2,56%	3,16%	4,27%	4,73%	6,46%	5,81%	4,83%	3,47%	3,43%	3,03%	3,47%	2,85%
Murcia	4,12%	3,55%	3,01%	4,29%	5,07%	6,72%	7,75%	10,16%	10,73%	6,72%	4,87%	4,60%	3,82%	3,23%	3,27%
Navarra	2,04%	2,12%	2,15%	2,41%	2,71%	2,96%	3,37%	4,57%	4,53%	3,64%	3,09%	2,94%	3,39%	2,56%	2,10%
País Vasco	1,73%	1,67%	1,77%	2,11%	2,29%	3,00%	3,07%	4,26%	4,87%	3,78%	3,05%	3,03%	2,88%	2,55%	2,50%
Ceuta y Melilla	4,24%	2,99%	3,76%	5,95%	5,33%	5,38%	10,43%	10,09%	8,15%	7,61%	5,22%	3,27%	3,04%	3,92%	5,22%
<b>Total</b>	<b>2,67%</b>	<b>2,57%</b>	<b>2,59%</b>	<b>3,37%</b>	<b>4,12%</b>	<b>5,03%</b>	<b>5,66%</b>	<b>7,20%</b>	<b>6,94%</b>	<b>5,65%</b>	<b>4,14%</b>	<b>4,09%</b>	<b>3,57%</b>	<b>3,56%</b>	<b>3,07%</b>

Fuente: Instituto Nacional de Estadística

IMPORTE TRIMESTRAL PAGARES IMPAGADOS PERIODO 2007-2010.

	1º 2007	2º 2007	3º 2007	4º 2007	1º 2008	2º 2008	3º 2008	4º 2008	1º 2009	2º 2009	3º 2009	4º 2009	1º 2010	2º 2010	3º 2010	4º 2010
<b>Andalucía</b>	<b>376.517,88</b>	<b>385.031,45</b>	<b>402.810,03</b>	<b>571.755,16</b>	<b>815.621,16</b>	<b>864.770,31</b>	<b>863.953,47</b>	<b>1.016.167,73</b>	<b>688.401,87</b>	<b>527.558,03</b>	<b>272.616,57</b>	<b>247.000,58</b>	<b>183.895,81</b>	<b>330.881,73</b>	<b>178.270,46</b>	<b>176.374,13</b>
Almería	54.483,74	49.656,11	41.720,19	67.833,17	122.130,80	117.078,72	95.635,08	98.187,51	81.283,44	45.104,51	28.486,24	35.407,36	21.814,52	20.822,61	25.828,10	19.184,33
Cádiz	35.831,62	42.935,45	43.769,32	69.629,00	105.670,53	86.546,36	74.793,17	86.809,75	58.538,02	49.439,69	25.435,19	24.373,80	17.919,67	16.145,11	19.210,70	22.154,09
Córdoba	54.793,18	57.230,68	60.616,54	68.806,23	86.301,11	96.993,48	118.002,90	110.526,82	96.439,15	110.684,35	40.827,16	27.168,90	26.921,79	113.996,02	23.250,62	22.911,39
Granada	42.592,52	42.690,86	49.505,98	66.157,06	80.386,97	106.265,66	112.218,01	185.320,22	100.212,41	77.615,38	38.134,61	35.433,89	24.134,92	21.237,91	16.428,33	17.294,46
Huelva	15.522,38	16.752,50	21.711,70	27.040,94	38.153,98	52.586,27	49.884,35	48.810,51	33.825,64	20.941,57	11.951,80	9.241,91	9.960,83	9.969,70	7.325,47	8.071,21
Jaén	24.113,32	25.338,65	25.581,73	36.569,18	45.114,10	55.742,61	54.821,12	61.878,56	57.675,08	37.536,70	18.634,45	16.310,08	16.209,91	22.253,75	18.222,22	14.485,72
Málaga	67.771,61	54.497,46	61.029,03	103.232,09	139.032,72	161.219,40	154.250,19	182.448,00	92.378,31	67.356,54	46.431,67	35.719,97	23.555,42	23.118,01	22.767,16	22.302,73
Sevilla	81.409,51	95.929,75	98.875,55	132.487,49	198.830,95	208.337,81	204.608,65	282.188,37	168.049,84	118.879,27	62.515,46	63.344,67	43.978,77	103.238,61	45.236,85	49.970,21
<b>Aragón</b>	<b>73.233,82</b>	<b>70.705,89</b>	<b>75.924,45</b>	<b>85.213,34</b>	<b>106.444,86</b>	<b>126.662,84</b>	<b>155.307,76</b>	<b>170.262,59</b>	<b>135.150,61</b>	<b>103.424,85</b>	<b>76.349,82</b>	<b>67.734,63</b>	<b>74.446,00</b>	<b>63.097,19</b>	<b>63.934,26</b>	<b>67.622,03</b>
Huesca	9.390,95	8.108,87	8.209,06	9.852,26	16.414,73	16.122,98	17.423,39	18.968,22	18.188,66	12.505,15	7.891,40	5.233,13	5.808,40	5.411,39	7.205,58	5.779,05
Teruel	3.099,35	4.146,50	7.048,09	6.176,21	7.298,74	7.538,57	7.639,42	13.734,09	14.344,38	14.002,38	9.720,56	7.555,51	4.829,27	4.966,52	4.787,90	5.688,08
Zaragoza	60.743,52	58.450,53	60.667,30	69.184,87	82.731,49	103.001,30	130.244,95	137.560,28	102.637,37	76.917,32	58.737,85	54.946,00	63.808,34	52.729,28	51.940,78	56.154,89
<b>Asturias</b>	<b>30.722,81</b>	<b>33.725,79</b>	<b>37.438,14</b>	<b>44.187,83</b>	<b>40.497,19</b>	<b>47.892,57</b>	<b>55.309,77</b>	<b>65.197,74</b>	<b>62.318,74</b>	<b>45.296,42</b>	<b>33.011,42</b>	<b>32.025,20</b>	<b>29.716,42</b>	<b>29.881,72</b>	<b>27.584,49</b>	<b>31.690,12</b>
<b>Baleares (Islas)</b>	<b>40.828,12</b>	<b>41.460,48</b>	<b>36.718,37</b>	<b>58.093,08</b>	<b>62.344,78</b>	<b>90.057,65</b>	<b>87.844,69</b>	<b>77.827,87</b>	<b>83.861,16</b>	<b>57.964,24</b>	<b>57.790,51</b>	<b>69.841,07</b>	<b>41.176,41</b>	<b>34.369,44</b>	<b>33.834,54</b>	<b>30.960,25</b>
<b>Islas Canarias</b>	<b>67.525,98</b>	<b>69.652,73</b>	<b>115.879,12</b>	<b>152.887,48</b>	<b>141.523,55</b>	<b>141.384,02</b>	<b>151.530,76</b>	<b>125.736,53</b>	<b>108.231,49</b>	<b>62.825,22</b>	<b>43.902,27</b>	<b>41.340,76</b>	<b>34.743,53</b>	<b>30.567,53</b>	<b>29.780,30</b>	<b>35.078,81</b>
S.C.Tenerife	33.970,44	36.251,16	64.655,26	91.820,35	82.241,60	76.042,14	77.066,87	62.214,28	49.887,03	31.726,67	21.607,21	22.487,75	18.974,70	16.608,37	15.061,44	19.206,06
Palmas (Las)	33.555,54	33.401,57	51.233,85	61.067,13	59.281,95	65.341,87	74.443,89	63.522,25	58.394,46	31.098,55	22.295,06	18.859,00	16.479,83	13.961,15	14.718,86	15.870,75
<b>Cantabria</b>	<b>17.949,93</b>	<b>17.408,28</b>	<b>20.168,61</b>	<b>24.621,93</b>	<b>29.360,23</b>	<b>33.777,52</b>	<b>49.505,28</b>	<b>66.298,40</b>	<b>53.406,48</b>	<b>29.437,53</b>	<b>21.122,23</b>	<b>17.863,80</b>	<b>13.382,57</b>	<b>12.280,03</b>	<b>10.808,93</b>	<b>12.180,85</b>
<b>Castilla La Mancha</b>	<b>72.321,91</b>	<b>80.336,43</b>	<b>84.986,22</b>	<b>129.372,98</b>	<b>157.746,66</b>	<b>197.510,11</b>	<b>231.071,24</b>	<b>282.357,48</b>	<b>203.874,29</b>	<b>134.613,93</b>	<b>86.952,83</b>	<b>86.865,43</b>	<b>68.317,11</b>	<b>56.511,64</b>	<b>51.883,22</b>	<b>59.617,82</b>
Albacete	16.283,12	19.716,18	20.447,18	24.107,60	26.150,21	29.987,70	41.733,13	57.095,27	49.749,88	40.754,04	23.783,39	29.119,41	15.509,10	10.496,22	12.420,78	11.920,78
Ciudad Real	16.958,19	20.477,26	24.731,50	30.463,56	50.509,48	49.389,03	54.803,96	64.237,73	50.889,84	32.899,70	24.433,44	23.923,99	18.994,95	23.316,82	16.975,82	11.795,38
Cuenca	5.732,98	5.840,78	5.692,54	7.752,99	9.736,74	12.692,37	16.608,58	17.174,74	16.520,10	7.788,74	5.373,66	5.883,65	3.382,07	2.963,58	3.505,58	3.151,47
Guadalajara	7.179,66	6.199,01	5.741,58	24.974,61	17.340,34	21.339,65	22.439,70	25.298,76	13.624,64	7.673,96	4.715,33	3.708,14	6.929,29	3.021,20	6.441,46	14.139,59
Toledo	26.167,95	28.303,20	28.974,41	42.074,21	54.010,18	74.101,36	96.465,87	96.550,98	73.109,83	45.497,50	28.647,00	24.230,24	20.242,02	15.681,76	14.461,13	18.110,61
<b>Castilla y León</b>	<b>97.202,30</b>	<b>115.870,19</b>	<b>102.282,13</b>	<b>123.543,46</b>	<b>149.711,48</b>	<b>192.082,53</b>	<b>224.429,50</b>	<b>234.900,07</b>	<b>205.039,62</b>	<b>167.005,43</b>	<b>122.023,40</b>	<b>119.561,71</b>	<b>66.931,31</b>	<b>63.249,03</b>	<b>57.918,10</b>	<b>64.010,78</b>
Ávila	2.556,26	3.087,64	2.924,30	3.415,21	5.793,33	8.198,61	12.934,22	8.565,90	6.366,78	3.552,18	3.380,36	2.107,31	2.253,64	1.785,86	1.763,24	1.919,83
Burgos	12.175,64	18.413,13	14.937,20	20.604,79	20.746,13	26.079,32	44.000,44	38.019,71	30.189,99	25.885,37	25.410,80	12.331,93	11.100,46	10.590,19	9.419,35	12.249,50
León	17.652,87	18.312,03	17.569,07	26.186,65	33.279,09	32.033,68	35.013,73	41.774,37	46.582,53	38.352,11	22.272,33	19.909,42	11.877,58	11.284,46	9.967,36	12.613,23
Palencia	3.954,94	3.541,13	4.177,30	4.929,54	6.655,74	6.145,39	8.819,20	7.706,52	6.465,67	5.096,66	4.535,54	2.637,40	1.948,63	1.863,99	3.431,67	2.433,28
Salamanca	11.901,98	13.923,18	15.932,89	24.370,75	27.920,53	54.011,33	38.945,19	51.258,59	35.703,78	27.280,52	19.544,48	46.697,20	11.267,19	10.960,07	8.288,92	7.817,15
Segovia	9.108,24	5.907,62	5.225,35	6.302,43	6.809,90	9.045,72	9.676,82	11.495,52	13.334,64	7.031,59	6.254,63	5.507,22	3.990,28	3.796,07	4.233,51	3.313,86
Soria	3.227,30	2.778,11	2.608,32	3.345,48	4.077,05	4.748,13	5.098,96	5.814,26	6.006,69	4.803,88	3.386,40	2.462,51	2.275,25	2.108,27	2.117,34	3.441,13
Valladolid	30.604,38	39.928,99	31.551,87	27.944,16	36.154,82	40.907,01	59.205,15	58.011,61	47.882,10	46.320,49	30.682,26	20.358,55	14.312,70	16.605,22	14.587,03	16.339,83
Zamora	6.020,70	9.978,37	7.355,84	6.444,44	8.274,90	10.913,34	10.735,78	12.253,58	12.414,05	8.692,84	6.556,60	7.550,18	7.455,09	4.454,91	4.143,29	3.882,88
<b>Cataluña</b>	<b>995.591,42</b>	<b>578.997,93</b>	<b>609.286,05</b>	<b>814.166,12</b>	<b>910.065,30</b>	<b>990.172,70</b>	<b>1.057.449,88</b>	<b>1.170.919,89</b>	<b>1.041.026,68</b>	<b>738.982,90</b>	<b>545.887,82</b>	<b>575.023,64</b>	<b>501.482,32</b>	<b>432.401,74</b>	<b>431.727,80</b>	<b>454.735,30</b>
Barcelona	508.108,17	493.254,09	506.855,89	677.609,83	761.387,44	817.563,84	860.993,07	974.380,66	875.727,17	625.524,47	462.611,33	493.475,76	417.975,58	361.964,63	370.729,96	391.128,51
Girona	35.095,74	33.977,84	43.237,44	62.239,05	61.069,35	73.370,72	78.266,78	79.740,85	68.528,19	46.597,51	39.273,18	31.111,06	35.922,45	37.951,81	27.248,15	30.974,09
Lleida	21.071,08	19.473,35	21.028,93	25.896,47	30.893,12	40.472,74	50.365,14	52.802,14	51.612,36	37.266,41	22.523,63	27.328,18	22.040,52	17.371,51	18.504,50	16.258,94
Tarragona	31.316,45	32.292,65	38.165,80	48.420,77	56.715,39	58.765,40	67.804,80	63.996,25	45.180,96	29.594,51	21.479,70	23.108,64	25.543,77	15.113,80	15.245,19	16.373,76
<b>Extremadura</b>	<b>31.079,93</b>	<b>31.372,13</b>	<b>35.087,95</b>	<b>43.007,72</b>	<b>50.529,27</b>	<b>82.054,28</b>	<b>112.083,13</b>	<b>116.505,59</b>	<b>73.728,66</b>	<b>62.239,43</b>	<b>44.041,72</b>	<b>30.560,02</b>	<b>24.720,39</b>	<b>18.578,05</b>	<b>19.965,69</b>	<b>22.985,38</b>
Badajoz	22.229,50	21.288,12	24.025,40	28.460,47	35.049,14	48.670,68	76.135,51	87.331,66	55.195,65	44.501,58	32.610,31	21.318,69	18.235,42	13.749,04	15.075,43	17.107,68
Cáceres	8.840,34	10.084,01	11.061,56	14.547,25	15.480,14	33.383,60	33.949,62	28.673,93	18.533,01	17.337,85	11.231,41	9.241,33	6.484,97	4.829,01	4.890,26	5.677,70
<b>Galicia</b>	<b>100.621,09</b>	<b>102.325,24</b>	<b>103.062,88</b>	<b>136.718,91</b>	<b>166.236,32</b>	<b>227.753,05</b>	<b>251.983,88</b>	<b>294.340,31</b>	<b>266.610,55</b>	<b>191.986,18</b>	<b>133.070,99</b>	<b>144.949,14</b>	<b>116.824,30</b>	<b>88.334,61</b>	<b>81.175,42</b>	<b>90.497,04</b>
Coruña (A)																

IMPORTE EFECTOS IMPAGADOS 2007 (en miles de euros)

	enero-07	febrero-07	marzo-07	abril-07	mayo-07	junio-07	julio-07	agosto-07	septiembre-07	octubre-07	noviembre-07	diciembre-07
<b>Andalucía</b>	<b>123.348,38</b>	<b>108.297,49</b>	<b>144.872,01</b>	<b>114.746,48</b>	<b>141.433,05</b>	<b>128.851,92</b>	<b>148.684,53</b>	<b>114.346,76</b>	<b>139.776,73</b>	<b>189.021,23</b>	<b>185.919,35</b>	<b>196.814,58</b>
Almería	20.425,67	17.092,67	16.965,40	15.219,85	17.792,15	16.644,11	13.798,56	13.164,98	14.756,65	19.770,21	25.734,67	22.328,29
Cádiz	10.340,76	10.567,92	14.922,93	12.730,94	14.416,82	15.787,69	16.204,10	12.063,44	15.501,77	21.428,49	21.630,82	26.569,69
Córdoba	16.754,24	16.205,98	21.832,96	18.278,61	18.948,34	20.003,73	28.815,10	13.852,34	17.949,11	22.291,85	23.463,28	23.051,10
Granada	13.838,34	12.977,04	15.777,14	14.072,33	13.835,74	14.782,79	18.817,38	14.197,04	16.491,56	21.972,72	22.335,57	21.848,78
Huelva	5.444,60	4.668,23	5.409,55	4.029,75	5.947,40	6.775,35	7.840,12	6.500,00	7.371,58	10.774,28	7.376,41	8.890,25
Jaén	9.658,48	6.498,80	7.956,04	6.903,10	10.113,07	8.322,49	8.345,89	7.650,20	9.585,63	12.563,47	11.750,39	12.255,32
Málaga	19.501,20	15.800,09	32.470,31	16.796,56	19.877,06	17.823,83	21.812,20	18.155,59	21.061,25	32.626,13	34.495,06	36.110,90
Sevilla	27.385,08	24.486,76	29.537,68	26.715,33	40.502,47	28.721,94	33.051,19	28.763,17	37.061,18	47.594,09	39.133,14	45.760,26
<b>Aragón</b>	<b>27.995,49</b>	<b>22.595,60</b>	<b>22.642,73</b>	<b>20.413,24</b>	<b>26.063,05</b>	<b>24.229,60</b>	<b>26.762,40</b>	<b>20.687,45</b>	<b>28.474,61</b>	<b>31.293,64</b>	<b>26.470,82</b>	<b>27.448,88</b>
Huesca	3.726,41	2.941,39	2.723,14	2.251,24	3.116,83	2.740,80	2.663,08	2.636,44	2.909,54	3.423,61	3.307,37	3.121,28
Teruel	1.198,33	783,05	1.117,97	1.182,21	1.423,49	1.540,80	2.038,58	1.308,15	3.701,36	1.794,36	2.116,77	2.265,08
Zaragoza	23.070,75	18.871,16	18.801,62	16.979,79	21.522,74	19.948,00	22.060,74	16.742,86	21.863,70	26.075,68	21.046,68	22.652,52
<b>Asturias</b>	<b>10.247,32</b>	<b>10.236,90</b>	<b>10.238,58</b>	<b>11.833,41</b>	<b>11.802,80</b>	<b>10.089,58</b>	<b>13.429,52</b>	<b>12.388,01</b>	<b>11.620,61</b>	<b>14.274,57</b>	<b>12.344,20</b>	<b>17.569,05</b>
<b>Baleares (Islas)</b>	<b>14.660,86</b>	<b>12.613,60</b>	<b>13.653,66</b>	<b>15.311,53</b>	<b>12.924,41</b>	<b>12.924,55</b>	<b>14.751,95</b>	<b>10.308,88</b>	<b>11.657,55</b>	<b>20.995,90</b>	<b>19.008,42</b>	<b>18.088,76</b>
<b>Islas Canarias</b>	<b>23.773,96</b>	<b>20.570,92</b>	<b>23.181,10</b>	<b>20.640,75</b>	<b>21.044,04</b>	<b>27.967,94</b>	<b>30.777,93</b>	<b>38.783,27</b>	<b>46.417,92</b>	<b>49.436,87</b>	<b>51.307,73</b>	<b>52.142,89</b>
S.C.Tenerife	11.742,65	10.377,09	11.850,70	10.730,99	9.347,66	16.172,51	15.902,71	25.615,85	23.136,71	27.022,01	32.043,46	32.754,88
Palmas (Las)	12.031,31	10.193,82	11.330,40	9.909,76	11.696,38	11.795,43	14.875,22	13.167,42	22.281,21	22.414,86	19.264,27	19.388,00
<b>Cantabria</b>	<b>6.596,33</b>	<b>5.906,94</b>	<b>5.446,66</b>	<b>5.536,11</b>	<b>6.459,22</b>	<b>5.412,96</b>	<b>6.605,29</b>	<b>6.001,03</b>	<b>7.562,29</b>	<b>7.837,75</b>	<b>8.444,04</b>	<b>8.340,14</b>
<b>Castilla La Mancha</b>	<b>24.951,96</b>	<b>22.409,09</b>	<b>24.960,86</b>	<b>23.670,09</b>	<b>29.738,98</b>	<b>26.927,36</b>	<b>30.966,48</b>	<b>25.626,70</b>	<b>28.393,04</b>	<b>41.195,65</b>	<b>37.010,40</b>	<b>51.166,92</b>
Albacete	5.221,03	5.225,31	5.836,78	5.090,56	7.937,56	6.686,06	7.236,40	6.549,70	6.661,09	8.771,69	8.399,48	6.936,43
Ciudad Real	5.399,20	5.528,58	6.030,41	6.051,74	6.595,01	7.830,50	8.809,60	7.354,05	8.567,85	10.976,40	10.956,16	8.531,01
Cuenca	2.075,18	1.637,95	2.019,84	1.995,94	2.096,92	1.547,93	2.088,49	1.574,43	1.429,62	3.108,38	2.402,59	2.242,02
Guadalajara	2.382,07	2.246,94	2.550,65	1.755,62	2.723,97	1.719,42	2.011,74	1.667,01	2.062,83	3.682,98	2.456,40	18.833,23
Toledo	9.874,48	7.770,30	8.523,17	8.776,23	10.385,52	9.141,45	10.820,25	8.481,51	9.671,65	14.656,19	12.793,78	14.624,24
<b>Castilla y León</b>	<b>30.262,71</b>	<b>31.024,80</b>	<b>35.914,78</b>	<b>36.081,11</b>	<b>42.288,67</b>	<b>37.500,41</b>	<b>36.564,43</b>	<b>34.301,18</b>	<b>31.416,53</b>	<b>43.978,13</b>	<b>38.004,23</b>	<b>41.561,09</b>
Ávila	770,57	657,26	1.128,44	1.199,64	867,04	1.020,95	1.178,56	877,59	868,15	1.058,23	1.349,84	1.007,14
Burgos	4.108,67	3.962,92	4.104,05	6.785,43	6.587,57	5.040,14	4.678,20	4.959,58	5.299,42	5.911,98	6.248,72	8.444,09
León	5.335,89	5.566,95	6.750,03	5.765,63	6.427,42	6.118,97	6.557,11	5.517,19	5.494,77	6.829,89	7.840,29	9.716,47
Palencia	1.258,59	1.402,40	1.293,95	1.102,36	1.233,00	1.205,77	1.419,44	1.408,42	1.349,44	1.709,32	1.181,64	2.038,58
Salamanca	4.267,07	2.931,66	4.703,25	3.428,23	4.883,14	5.611,81	5.425,55	5.544,14	4.963,20	11.475,86	7.747,56	5.147,33
Segovia	3.493,71	3.683,28	1.931,25	1.477,69	2.533,47	1.896,46	2.275,17	1.409,71	1.540,46	2.152,73	2.032,98	2.116,73
Soria	1.314,05	1.023,06	890,19	1.032,74	823,72	921,65	1.028,50	835,26	744,56	1.428,89	954,06	962,53
Valladolid	7.533,42	9.936,47	13.134,49	11.821,72	15.485,42	12.821,84	10.622,67	11.633,64	9.295,56	8.862,05	8.636,20	10.445,92
Zamora	2.180,76	1.860,81	1.979,13	3.467,67	3.447,90	3.062,81	3.379,23	2.115,64	1.860,97	2.749,19	2.012,95	1.682,29
<b>Cataluña</b>	<b>218.812,27</b>	<b>176.452,85</b>	<b>200.326,30</b>	<b>174.812,94</b>	<b>214.840,70</b>	<b>189.344,29</b>	<b>212.067,51</b>	<b>171.047,27</b>	<b>226.171,27</b>	<b>284.498,37</b>	<b>238.483,66</b>	<b>291.184,08</b>
Barcelona	188.480,66	149.761,19	169.866,32	149.970,98	182.019,50	161.263,61	175.748,54	141.734,71	189.372,64	237.100,22	197.536,54	242.973,06
Girona	12.923,95	11.209,96	10.961,82	9.996,13	13.187,35	10.794,35	14.880,27	12.742,89	15.614,29	20.213,07	18.210,32	23.815,67
Lleida	7.172,73	5.772,48	8.125,87	5.589,53	7.093,10	6.790,72	8.349,30	5.862,25	6.815,37	9.062,25	8.345,10	8.489,12
Tarragona	10.234,94	9.709,22	11.372,29	9.256,30	12.540,75	10.495,60	13.089,41	10.707,42	14.368,97	18.122,83	14.391,70	15.906,24
<b>Extremadura</b>	<b>10.936,83</b>	<b>9.120,00</b>	<b>11.023,10</b>	<b>9.610,55</b>	<b>11.851,51</b>	<b>9.910,06</b>	<b>10.912,14</b>	<b>11.107,36</b>	<b>13.068,45</b>	<b>14.937,33</b>	<b>13.961,74</b>	<b>14.108,65</b>
Badajoz	7.783,53	6.505,41	7.950,65	7.230,67	7.798,68	6.258,77	7.682,51	6.997,83	9.346,06	9.745,95	9.139,73	9.574,80
Cáceres	3.153,30	2.614,59	3.072,45	2.379,88	4.052,83	3.651,29	3.229,63	4.109,53	3.722,39	5.191,38	4.822,02	4.533,86
<b>Galicia</b>	<b>34.473,46</b>	<b>29.367,96</b>	<b>36.779,67</b>	<b>31.427,66</b>	<b>37.762,86</b>	<b>33.134,72</b>	<b>35.165,66</b>	<b>33.601,66</b>	<b>34.295,54</b>	<b>43.100,96</b>	<b>44.072,90</b>	<b>49.545,05</b>
Coruña (A)	13.423,88	12.882,00	13.579,56	11.669,14	15.207,06	11.676,45	13.458,36	13.768,46	12.138,80	17.312,85	16.642,41	20.965,21
Lugo	3.559,10	1.857,38	2.576,81	2.664,95	2.855,69	2.477,48	2.531,09	2.625,06	2.323,73	2.746,32	3.091,96	4.017,00
Ourense	3.713,27	2.703,16	4.637,42	3.969,26	3.151,33	3.426,66	3.426,94	2.548,59	3.252,83	5.191,10	4.656,85	4.366,07
Pontevedra	13.777,22	11.925,42	15.985,89	13.124,31	16.548,78	15.554,13	15.749,28	14.659,58	16.580,18	17.850,70	19.681,68	20.196,76
<b>Rioja (La)</b>	<b>9.292,18</b>	<b>6.699,92</b>	<b>7.941,64</b>	<b>7.894,75</b>	<b>8.646,04</b>	<b>8.387,30</b>	<b>13.109,77</b>	<b>6.129,17</b>	<b>6.731,50</b>	<b>10.906,88</b>	<b>7.244,37</b>	<b>7.988,39</b>
<b>Madrid</b>	<b>131.690,21</b>	<b>117.998,15</b>	<b>136.365,57</b>	<b>121.177,79</b>	<b>128.508,17</b>	<b>127.940,23</b>	<b>138.825,92</b>	<b>109.929,09</b>	<b>145.495,13</b>	<b>150.619,41</b>	<b>157.934,33</b>	<b>212.558,90</b>
Murcia	60.555,85	45.203,65	51.692,21	44.130,72	45.548,41	44.213,45	39.940,31	28.978,41	41.602,80	55.626,72	51.485,53	57.381,67
<b>Navarra</b>	<b>13.885,89</b>	<b>12.435,69</b>	<b>14.498,60</b>	<b>13.192,75</b>	<b>14.622,08</b>	<b>12.886,33</b>	<b>14.750,90</b>	<b>12.029,51</b>	<b>17.354,11</b>	<b>16.181,78</b>	<b>17.012,79</b>	<b>17.459,28</b>
<b>País Vasco</b>	<b>43.059,38</b>	<b>36.585,00</b>	<b>43.729,36</b>	<b>40.643,52</b>	<b>42.353,05</b>	<b>36.791,42</b>	<b>41.788,21</b>	<b>35.840,85</b>	<b>51.088,18</b>	<b>55.960,73</b>	<b>43.513,76</b>	<b>55.900,01</b>
Álava	6.461,91	5.341,70	6.702,82	5.343,98	6.221,50	6.798,59	5.704,87	4.238,88	6.354,91	6.976,33	5.496,48	7.721,07
Guipúzcoa	16.429,10	13.968,04	14.642,80	13.839,46	14.938,03	12.532,55	15.265,07	13.681,29	19.826,99	19.355,02	14.312,73	18.457,91
Vizcaya	20.168,37	17.275,27	22.383,75	21.460,09	21.193,51	17.460,29	20.818,27	17.920,68	24.906,28	29.629,38	23.704,56	29.721,03
<b>Comunidad Valenciana</b>	<b>175.369,14</b>	<b>137.933,15</b>	<b>145.693,25</b>	<b>127.545,65</b>	<b>139.751,12</b>	<b>96.857,01</b>	<b>120.032,05</b>	<b>83.590,55</b>	<b>117.836,62</b>	<b>171.296,31</b>	<b>151.692,34</b>	<b>132.487,34</b>
Valencia	98.487,97	72.542,75	73.237,40	65.961,77	72.167,17	45.984,12	57.763,26	39.280,98	60.035,30	91.199,87	81.501,92	62.145,98
Alicante	53.851,72	45.420,01	49.400,72	42.448,88	46.463,04	36.052,15	43.905,04	29.468,63	37.929,98	55.591,51	47.692,84	

IMPORTE EFECTOS IMPAGADOS 2008 (en miles de euros)

	enero-07	febrero-07	marzo-07	abril-07	mayo-07	junio-07	julio-07	agosto-07	septiembre-07	octubre-07	noviembre-07	diciembre-07
<b>Andalucía</b>	<b>123.348,38</b>	<b>108.297,49</b>	<b>144.872,01</b>	<b>114.746,48</b>	<b>141.433,05</b>	<b>128.851,92</b>	<b>148.684,53</b>	<b>114.346,76</b>	<b>139.776,73</b>	<b>189.021,23</b>	<b>185.919,35</b>	<b>196.814,58</b>
Almería	20.425,67	17.092,67	16.965,40	15.219,85	17.792,15	16.644,11	13.798,56	13.164,98	14.756,65	19.770,21	25.734,67	22.328,29
Cádiz	10.340,76	10.567,92	14.922,93	12.730,94	14.416,82	15.787,69	16.204,10	12.063,44	15.501,77	21.428,49	21.630,82	26.569,69
Córdoba	16.754,24	16.205,98	21.832,96	18.278,61	18.948,34	20.003,73	28.815,10	13.852,34	17.949,11	22.291,85	23.463,28	23.051,10
Granada	13.838,34	12.977,04	15.777,14	14.072,33	13.835,74	14.782,79	18.817,38	14.197,04	16.491,56	21.972,72	22.335,57	21.848,78
Huelva	5.444,60	4.668,23	5.409,55	4.029,75	5.947,40	6.775,35	7.840,12	6.500,00	7.371,58	10.774,28	7.376,41	8.890,25
Jaén	9.658,48	6.498,80	7.956,04	6.903,10	10.113,07	8.322,49	8.345,89	7.650,20	9.585,63	12.563,47	11.750,39	12.255,32
Málaga	19.501,20	15.800,09	32.470,31	16.796,56	19.877,06	17.823,83	21.812,20	18.155,59	21.061,25	32.626,13	34.495,06	36.110,90
Sevilla	27.385,08	24.486,76	29.537,68	26.715,33	40.502,47	28.721,94	33.051,19	28.763,17	37.061,18	47.594,09	39.133,14	45.760,26
<b>Aragón</b>	<b>27.995,49</b>	<b>22.595,60</b>	<b>22.642,73</b>	<b>20.413,24</b>	<b>26.063,05</b>	<b>24.229,60</b>	<b>26.762,40</b>	<b>20.687,45</b>	<b>28.474,61</b>	<b>31.293,64</b>	<b>26.470,82</b>	<b>27.448,88</b>
Huesca	3.726,41	2.941,39	2.723,14	2.251,24	3.116,83	2.740,80	2.663,08	2.636,44	2.909,54	3.423,61	3.307,37	3.121,28
Teruel	1.198,33	783,05	1.117,97	1.182,21	1.423,49	1.540,80	2.038,58	1.308,15	3.701,36	1.794,36	2.116,77	2.265,08
Zaragoza	23.070,75	18.871,16	18.801,62	16.979,79	21.522,74	19.948,00	22.060,74	16.742,86	21.863,70	26.075,68	21.046,68	22.062,52
<b>Asturias</b>	<b>10.247,32</b>	<b>10.236,90</b>	<b>10.238,58</b>	<b>11.833,41</b>	<b>11.802,80</b>	<b>10.089,58</b>	<b>13.429,52</b>	<b>12.388,01</b>	<b>11.620,61</b>	<b>14.274,57</b>	<b>12.344,20</b>	<b>17.569,05</b>
<b>Baleares (Islas)</b>	<b>14.660,86</b>	<b>12.613,60</b>	<b>13.653,66</b>	<b>15.311,53</b>	<b>12.224,41</b>	<b>12.924,55</b>	<b>14.751,95</b>	<b>10.308,88</b>	<b>11.657,55</b>	<b>20.995,90</b>	<b>19.008,42</b>	<b>18.088,76</b>
<b>Islas Canarias</b>	<b>23.773,96</b>	<b>20.570,92</b>	<b>23.181,10</b>	<b>20.640,75</b>	<b>21.044,04</b>	<b>27.967,94</b>	<b>30.777,93</b>	<b>38.783,27</b>	<b>46.417,92</b>	<b>49.436,87</b>	<b>51.307,73</b>	<b>52.142,89</b>
S.C.Tenerife	11.742,65	10.377,09	11.850,70	10.730,99	9.347,66	16.172,51	15.902,71	25.615,85	23.136,71	27.022,01	32.043,46	32.754,88
Palmas (Las)	12.031,31	10.193,82	11.330,40	9.909,76	11.696,38	11.795,43	14.875,22	13.167,42	22.281,21	22.414,86	19.264,27	19.388,00
<b>Cantabria</b>	<b>6.596,33</b>	<b>5.906,94</b>	<b>5.446,66</b>	<b>5.536,11</b>	<b>6.459,22</b>	<b>5.412,96</b>	<b>6.605,29</b>	<b>6.001,03</b>	<b>7.562,29</b>	<b>7.837,75</b>	<b>8.444,04</b>	<b>8.340,14</b>
<b>Castilla La Mancha</b>	<b>24.951,96</b>	<b>22.409,09</b>	<b>24.960,86</b>	<b>23.670,09</b>	<b>29.738,98</b>	<b>26.927,36</b>	<b>30.966,48</b>	<b>25.626,70</b>	<b>28.393,04</b>	<b>41.195,65</b>	<b>37.010,40</b>	<b>51.166,92</b>
Albacete	5.221,03	5.225,31	5.836,78	5.090,56	7.937,56	6.686,06	7.236,40	6.549,70	6.661,09	8.771,69	8.399,48	6.936,43
Ciudad Real	5.399,20	5.528,58	6.030,41	6.051,74	6.595,01	7.830,50	8.809,60	7.354,05	8.567,85	10.976,40	10.956,16	8.531,01
Cuenca	2.075,18	1.637,95	2.019,84	1.995,94	2.096,92	1.547,93	2.088,49	1.574,43	1.429,62	3.108,38	2.402,59	2.242,02
Guadalajara	2.382,07	2.246,94	2.550,65	1.755,62	2.723,97	1.719,42	2.011,74	1.667,01	2.062,83	3.682,98	2.456,40	18.833,23
Toledo	9.874,48	7.770,30	8.523,17	8.776,23	10.385,52	9.141,45	10.820,25	8.481,51	9.671,65	14.656,19	12.793,78	14.624,24
<b>Castilla y León</b>	<b>30.262,71</b>	<b>31.024,80</b>	<b>35.914,78</b>	<b>36.081,11</b>	<b>42.288,67</b>	<b>37.500,41</b>	<b>36.564,43</b>	<b>34.301,18</b>	<b>31.416,53</b>	<b>43.978,13</b>	<b>38.004,23</b>	<b>41.561,09</b>
Ávila	770,57	657,26	1.128,44	1.199,64	867,04	1.020,95	1.178,56	877,59	868,15	1.058,23	1.349,84	1.007,14
Burgos	4.108,67	3.962,92	4.104,05	6.785,43	6.587,57	5.040,14	4.678,20	4.959,58	5.299,42	5.911,98	6.248,72	8.444,09
León	5.335,89	5.566,95	6.750,03	5.765,63	6.427,42	6.118,97	6.557,11	5.517,19	5.494,77	6.829,89	7.840,29	9.716,47
Palencia	1.258,59	1.402,40	1.293,95	1.102,36	1.233,00	1.205,77	1.419,44	1.408,42	1.349,44	1.709,32	1.181,64	2.038,58
Salamanca	4.267,07	2.931,66	4.703,25	3.428,23	4.883,14	5.611,81	5.425,55	5.544,14	4.963,20	11.475,86	7.747,56	5.147,33
Segovia	3.493,71	3.683,28	1.931,25	1.477,69	2.533,47	1.896,46	2.275,17	1.409,71	1.540,46	2.152,73	2.032,98	2.116,73
Soria	1.314,05	1.023,06	890,19	1.032,74	823,72	921,65	1.028,50	835,26	744,56	1.428,89	954,06	962,53
Valladolid	7.533,42	9.936,47	13.134,49	11.821,72	15.485,42	12.821,84	10.622,67	11.633,64	9.295,56	8.862,05	8.636,20	10.445,92
Zamora	2.180,76	1.860,81	1.979,13	3.467,67	3.447,90	3.062,81	3.379,23	2.115,64	1.860,97	2.749,19	2.012,95	1.682,29
<b>Cataluña</b>	<b>218.812,27</b>	<b>176.452,85</b>	<b>200.326,30</b>	<b>174.812,94</b>	<b>214.840,70</b>	<b>189.344,29</b>	<b>212.067,51</b>	<b>171.047,27</b>	<b>226.171,27</b>	<b>284.498,37</b>	<b>238.483,66</b>	<b>291.184,08</b>
Barcelona	188.480,66	149.761,19	169.866,32	149.970,98	182.019,50	161.263,61	175.748,54	141.734,71	189.372,64	237.100,22	197.536,54	242.973,06
Girona	12.923,95	11.209,96	10.961,82	9.996,13	13.187,35	10.794,35	14.880,27	12.742,89	15.614,29	20.213,07	18.210,32	23.815,67
Lleida	7.172,73	5.772,48	8.125,87	5.589,53	7.093,10	6.790,72	8.349,30	5.862,25	6.815,37	9.062,25	8.345,10	8.489,12
Tarragona	10.234,94	9.709,22	11.372,29	9.256,30	12.540,75	10.495,60	13.089,41	10.707,42	14.368,97	18.122,83	14.391,70	15.906,24
<b>Extremadura</b>	<b>10.936,83</b>	<b>9.120,00</b>	<b>11.023,10</b>	<b>9.610,55</b>	<b>11.851,51</b>	<b>9.910,06</b>	<b>10.912,14</b>	<b>11.107,36</b>	<b>13.068,45</b>	<b>14.937,33</b>	<b>13.961,74</b>	<b>14.108,65</b>
Badajoz	7.783,53	6.505,41	7.950,65	7.230,67	7.798,68	6.258,77	7.682,51	6.997,83	9.346,06	9.745,95	9.139,73	9.574,80
Cáceres	3.153,30	2.614,59	3.072,45	2.379,88	4.052,83	3.651,29	3.229,63	4.109,53	3.722,39	5.191,38	4.822,02	4.533,86
<b>Galicia</b>	<b>34.473,46</b>	<b>29.367,96</b>	<b>36.779,67</b>	<b>31.427,66</b>	<b>37.762,86</b>	<b>33.134,72</b>	<b>35.165,66</b>	<b>33.601,68</b>	<b>34.295,54</b>	<b>43.100,96</b>	<b>44.072,90</b>	<b>49.545,05</b>
Coruña (A)	13.423,88	12.882,00	13.579,56	11.669,14	15.207,06	11.676,45	13.458,36	13.768,46	12.138,80	17.312,85	16.642,41	20.965,21
Lugo	3.559,10	1.857,38	2.576,81	2.664,95	2.855,69	2.477,48	2.531,09	2.625,06	2.323,73	2.746,32	3.091,96	4.017,00
Ourense	3.713,27	2.703,16	4.637,42	3.969,26	3.151,33	3.426,66	3.426,94	2.548,59	3.252,83	5.191,10	4.656,85	4.366,07
Pontevedra	13.777,22	11.925,42	15.985,89	13.124,31	16.548,78	15.554,13	15.749,28	14.659,58	16.580,18	17.850,70	19.681,68	20.196,76
<b>Rioja (La)</b>	<b>9.292,18</b>	<b>6.699,92</b>	<b>7.941,64</b>	<b>7.894,75</b>	<b>8.646,04</b>	<b>8.387,30</b>	<b>13.109,77</b>	<b>6.129,17</b>	<b>6.731,50</b>	<b>10.906,88</b>	<b>7.244,37</b>	<b>7.988,39</b>
<b>Madrid</b>	<b>131.690,21</b>	<b>117.998,15</b>	<b>136.365,57</b>	<b>121.177,79</b>	<b>128.508,17</b>	<b>127.940,23</b>	<b>138.825,92</b>	<b>109.929,09</b>	<b>145.495,13</b>	<b>150.619,41</b>	<b>157.934,33</b>	<b>212.558,90</b>
Murcia	60.555,85	45.203,65	51.692,21	44.130,72	45.548,41	44.213,45	39.940,31	28.978,41	41.602,80	55.626,72	51.485,53	57.381,67
<b>Navarra</b>	<b>13.885,89</b>	<b>12.435,69</b>	<b>14.498,60</b>	<b>13.192,75</b>	<b>14.622,08</b>	<b>12.886,33</b>	<b>14.750,90</b>	<b>12.029,51</b>	<b>17.354,11</b>	<b>16.181,78</b>	<b>17.012,79</b>	<b>17.459,28</b>
<b>Pais Vasco</b>	<b>43.059,38</b>	<b>36.585,00</b>	<b>43.729,36</b>	<b>40.643,52</b>	<b>42.353,05</b>	<b>36.791,42</b>	<b>41.788,21</b>	<b>35.840,85</b>	<b>51.088,18</b>	<b>55.960,73</b>	<b>43.513,76</b>	<b>55.900,01</b>
Álava	6.461,91	5.341,70	6.702,82	5.343,98	6.221,50	6.798,59	5.704,87	4.238,88	6.354,91	6.976,33	5.496,48	7.721,07
Guipúzcoa	16.429,10	13.968,04	14.642,80	13.839,46	14.938,03	12.532,55	15.265,07	13.681,29	19.826,99	19.355,02	14.312,73	18.457,91
Vizcaya	20.168,37	17.275,27	22.383,75	21.460,09	21.193,51	17.460,29	20.818,27	17.920,68	24.906,28	29.629,38	23.704,56	29.721,03
<b>Comunidad Valenciana</b>	<b>175.369,14</b>	<b>137.933,15</b>	<b>145.693,25</b>	<b>127.545,65</b>	<b>139.751,12</b>	<b>96.857,01</b>	<b>120.032,05</b>	<b>83.590,55</b>	<b>117.836,62</b>	<b>171.296,31</b>	<b>151.692,34</b>	<b>132.487,34</b>
Valencia	98.487,97	72.542,75	73.237,40	65.961,77	72.167,17	45.984,12	57.763,26	39.280,98	60.035,30	91.199,87	81.501,92	62.145,98
Alicante	53.851,72	45.420,01	49.400,72	42.448,88	46.463,04	36.052,15	43.905,04	29.468,63	37.929,98	55.591,51	47.692,84	4

IMPORTE EFECTOS IMPAGADOS 2009 (en miles de euros)

	enero-09	febrero-09	marzo-09	abril-09	mayo-09	junio-09	julio-09	agosto-09	septiembre-09	octubre-09	noviembre-09	diciembre-09
<b>Andalucía</b>	<b>255.756,38</b>	<b>208.345,21</b>	<b>224.300,29</b>	<b>236.313,31</b>	<b>152.617,87</b>	<b>138.626,85</b>	<b>120.201,01</b>	<b>71.220,98</b>	<b>81.194,57</b>	<b>89.342,52</b>	<b>82.543,23</b>	<b>75.114,83</b>
Almería	28.852,56	25.193,17	27.237,71	19.739,82	13.934,70	11.429,99	11.930,58	7.938,76	8.616,90	10.684,43	10.923,99	13.798,94
Cádiz	22.471,87	16.810,47	19.255,68	21.639,38	14.129,90	13.670,41	10.947,50	7.987,45	6.500,23	12.315,90	5.704,72	6.353,18
Córdoba	34.044,62	32.597,00	29.797,52	73.126,33	22.927,88	14.630,14	13.125,91	10.674,12	17.027,12	10.172,28	8.704,16	8.292,45
Granada	35.918,23	30.751,55	33.542,63	24.908,52	21.545,25	31.161,62	19.438,24	9.264,02	9.432,34	12.017,90	12.222,25	11.193,74
Huelva	13.167,13	9.921,32	10.737,19	7.900,32	7.185,87	5.855,38	5.075,53	3.214,27	3.662,00	3.406,65	2.557,84	3.277,42
Jaén	25.389,54	16.006,94	16.278,60	16.903,64	11.394,40	9.238,67	8.297,57	5.282,12	5.254,77	6.137,99	5.357,39	4.814,70
Málaga	35.089,24	29.210,21	28.078,86	26.183,81	21.384,13	19.788,60	23.956,89	11.319,24	11.155,54	13.138,03	9.716,41	12.862,53
Sevilla	60.823,18	47.854,55	59.372,10	45.911,49	40.115,73	32.852,05	27.428,79	15.541,01	19.545,66	21.469,34	27.353,47	14.521,87
<b>Aragón</b>	<b>51.662,81</b>	<b>40.592,04</b>	<b>42.895,76</b>	<b>38.440,73</b>	<b>35.786,16</b>	<b>29.197,96</b>	<b>28.781,11</b>	<b>18.324,49</b>	<b>29.244,22</b>	<b>24.615,69</b>	<b>19.012,76</b>	<b>24.106,18</b>
Huesca	6.405,70	5.638,28	6.124,88	4.904,13	4.316,48	3.284,55	3.783,32	1.949,37	2.158,71	2.143,80	1.539,59	1.549,73
Teruel	4.450,50	4.277,20	5.616,68	5.341,03	4.636,09	4.025,27	3.146,88	3.064,66	3.509,02	3.484,10	2.424,68	1.646,73
Zaragoza	40.806,61	30.678,56	31.154,20	28.195,58	26.833,60	21.898,14	21.850,91	13.310,46	23.576,49	18.987,79	15.048,49	20.909,72
<b>Asturias</b>	<b>22.890,32</b>	<b>17.496,82</b>	<b>21.931,60</b>	<b>15.650,52</b>	<b>14.971,77</b>	<b>14.664,14</b>	<b>13.138,47</b>	<b>8.664,53</b>	<b>11.208,42</b>	<b>11.558,93</b>	<b>9.516,66</b>	<b>10.947,61</b>
<b>Baleares (Islas)</b>	<b>34.019,81</b>	<b>24.120,71</b>	<b>25.720,65</b>	<b>21.931,85</b>	<b>18.432,67</b>	<b>17.599,73</b>	<b>23.464,74</b>	<b>19.587,19</b>	<b>14.728,58</b>	<b>31.016,95</b>	<b>20.011,88</b>	<b>18.812,24</b>
<b>Islas Canarias</b>	<b>43.024,84</b>	<b>33.735,27</b>	<b>31.471,38</b>	<b>23.652,12</b>	<b>22.628,87</b>	<b>16.544,23</b>	<b>16.299,90</b>	<b>14.754,12</b>	<b>12.848,26</b>	<b>13.677,19</b>	<b>11.842,20</b>	<b>15.731,36</b>
S.C.Tenerife	19.342,41	15.463,11	15.061,52	11.958,73	11.329,43	8.438,52	8.699,13	6.119,45	6.788,64	6.437,40	6.173,55	9.876,81
Palmas (Las)	23.682,43	18.272,16	16.409,87	11.693,39	11.299,44	8.105,72	7.600,77	8.634,67	6.059,62	7.329,80	5.668,65	5.854,56
<b>Cantabria</b>	<b>19.323,52</b>	<b>17.278,80</b>	<b>16.804,16</b>	<b>11.086,44</b>	<b>10.562,62</b>	<b>7.788,47</b>	<b>8.739,64</b>	<b>6.256,43</b>	<b>6.126,16</b>	<b>6.807,88</b>	<b>5.196,43</b>	<b>5.889,49</b>
<b>Castilla La Mancha</b>	<b>75.228,48</b>	<b>64.634,78</b>	<b>64.011,03</b>	<b>52.561,71</b>	<b>46.497,99</b>	<b>35.554,23</b>	<b>37.264,39</b>	<b>23.227,99</b>	<b>26.460,45</b>	<b>33.169,91</b>	<b>25.881,44</b>	<b>27.814,08</b>
Albacete	18.868,21	14.600,32	16.281,35	15.317,24	14.564,27	10.872,53	8.784,17	6.627,35	8.371,87	13.125,61	7.378,21	8.615,69
Ciudad Real	17.865,56	16.102,40	16.901,88	13.404,93	11.439,04	8.055,73	12.456,46	5.220,56	6.756,42	8.455,49	7.835,00	7.633,50
Cuenca	6.533,08	5.007,95	4.979,08	3.311,16	2.505,96	1.971,62	1.863,25	1.938,15	1.572,26	1.903,70	1.691,56	2.288,40
Guadalajara	4.914,19	5.423,92	3.286,52	2.571,03	2.830,22	2.272,70	1.740,16	1.528,36	1.446,81	1.237,69	1.095,82	1.374,63
Toledo	27.047,44	23.500,19	22.562,20	17.957,35	15.158,50	12.381,66	12.420,34	7.913,57	8.313,09	8.447,53	7.880,85	7.901,86
<b>Castilla y León</b>	<b>72.479,20</b>	<b>62.986,28</b>	<b>69.574,14</b>	<b>54.060,79</b>	<b>64.412,76</b>	<b>48.531,89</b>	<b>57.569,78</b>	<b>31.043,78</b>	<b>33.409,84</b>	<b>65.392,65</b>	<b>28.306,88</b>	<b>25.862,18</b>
Ávila	1.971,14	1.564,48	2.831,16	1.351,42	993,28	1.207,48	1.046,56	912,79	1.421,01	732,86	664,50	709,95
Burgos	10.802,85	10.508,70	8.882,44	8.104,26	10.153,13	7.627,98	14.617,19	4.616,25	6.177,36	5.036,52	3.144,75	4.150,66
León	13.057,22	15.275,94	18.249,37	14.300,66	13.982,34	10.069,11	10.913,14	5.549,97	5.809,22	7.902,23	6.543,12	5.464,07
Palencia	2.078,75	2.669,79	1.737,13	2.271,34	1.507,93	1.307,39	2.058,19	1.526,59	950,76	749,21	1.114,95	773,23
Salamanca	14.843,18	9.885,20	10.975,40	6.745,71	13.549,12	6.985,69	7.131,70	5.750,02	6.662,76	37.879,54	5.632,38	3.185,28
Segovia	3.763,43	4.865,96	4.705,26	2.711,32	2.490,06	1.830,21	2.574,11	1.824,56	1.855,96	1.715,99	1.999,47	1.791,76
Soria	2.550,51	1.599,46	1.946,11	2.164,49	1.184,20	1.454,99	1.348,21	985,81	1.052,39	980,10	723,75	758,66
Valladolid	18.724,82	12.744,13	16.393,15	14.208,59	17.514,90	14.597,00	14.845,45	7.985,05	7.851,77	7.518,84	6.289,32	6.550,40
Zamora	4.687,31	3.872,62	3.854,12	2.203,00	3.037,80	3.452,05	3.035,23	1.892,76	1.628,61	2.877,37	2.194,64	2.478,17
<b>Cataluña</b>	<b>375.951,48</b>	<b>328.269,55</b>	<b>336.805,65</b>	<b>266.626,42</b>	<b>250.103,09</b>	<b>222.253,39</b>	<b>216.263,03</b>	<b>137.802,61</b>	<b>191.822,18</b>	<b>223.609,95</b>	<b>171.626,68</b>	<b>179.787,01</b>
Barcelona	314.614,16	274.446,39	286.666,62	224.974,33	211.373,26	189.176,88	179.810,21	117.649,90	165.151,21	195.532,16	148.325,21	149.618,39
Girona	25.718,21	20.613,80	22.194,18	15.889,12	15.653,59	15.054,80	17.473,51	9.588,27	12.211,39	11.366,00	9.338,83	10.406,23
Lleida	17.624,71	19.245,91	14.741,75	15.330,60	11.573,26	10.362,55	10.620,42	4.823,54	7.079,67	7.269,41	6.964,17	13.094,60
Tarragona	17.994,40	13.963,44	13.203,12	10.432,36	11.502,99	7.659,16	8.358,89	5.740,90	7.379,91	9.442,38	6.998,46	6.667,79
<b>Extremadura</b>	<b>28.607,76</b>	<b>20.359,15</b>	<b>24.761,75</b>	<b>22.642,18</b>	<b>20.996,44</b>	<b>18.600,81</b>	<b>18.116,59</b>	<b>11.577,09</b>	<b>14.348,04</b>	<b>12.818,26</b>	<b>8.363,49</b>	<b>9.378,27</b>
Badajoz	21.743,59	15.488,18	17.963,89	16.157,45	14.806,21	13.937,93	13.782,01	8.370,65	10.657,65	8.930,23	5.862,51	6.525,96
Cáceres	6.864,17	4.870,97	6.797,86	6.484,73	6.190,23	4.662,88	4.334,58	3.206,44	3.690,39	3.888,03	2.500,98	2.852,32
<b>Galicia</b>	<b>104.130,23</b>	<b>73.257,69</b>	<b>89.422,64</b>	<b>69.615,24</b>	<b>63.266,53</b>	<b>59.104,41</b>	<b>53.291,81</b>	<b>36.657,71</b>	<b>43.121,47</b>	<b>43.651,38</b>	<b>42.297,09</b>	<b>59.000,66</b>
Coruña (A)	45.907,52	31.184,05	40.411,56	33.350,19	26.687,69	24.025,55	21.518,01	14.709,15	18.810,19	17.574,96	16.265,98	30.507,22
Lugo	6.283,12	5.855,73	6.660,77	3.716,45	3.985,90	3.635,44	3.677,87	2.702,53	2.947,18	2.960,71	3.045,23	4.681,42
Ourense	6.980,17	5.309,41	7.289,07	5.638,63	5.361,69	4.620,21	7.653,14	2.802,54	3.071,62	3.243,37	2.417,60	3.115,75
Pontevedra	44.959,41	30.908,51	35.061,24	26.909,96	27.231,25	26.823,22	20.442,79	16.443,49	18.292,48	19.872,34	20.568,29	20.696,26
<b>Rioja (La)</b>	<b>14.812,33</b>	<b>12.138,66</b>	<b>11.462,00</b>	<b>7.875,54</b>	<b>9.383,42</b>	<b>6.777,24</b>	<b>6.775,74</b>	<b>4.263,30</b>	<b>4.727,78</b>	<b>5.923,55</b>	<b>4.702,40</b>	<b>5.871,52</b>
<b>Madrid</b>	<b>339.602,35</b>	<b>250.376,94</b>	<b>278.591,51</b>	<b>205.447,14</b>	<b>236.356,53</b>	<b>187.726,27</b>	<b>166.673,64</b>	<b>109.199,10</b>	<b>140.718,91</b>	<b>150.743,24</b>	<b>123.416,33</b>	<b>135.320,12</b>
Murcia	93.193,55	71.734,65	130.400,36	53.583,22	47.796,44	51.430,50	34.359,80	26.327,26	44.521,28	30.651,89	24.098,33	32.869,44
<b>Navarra</b>	<b>28.455,49</b>	<b>25.034,27</b>	<b>21.897,05</b>	<b>17.085,10</b>	<b>17.870,12</b>	<b>15.205,66</b>	<b>15.827,74</b>	<b>12.285,99</b>	<b>13.857,77</b>	<b>14.825,20</b>	<b>11.858,63</b>	<b>12.405,68</b>
<b>País Vasco</b>	<b>92.408,64</b>	<b>82.918,21</b>	<b>94.162,96</b>	<b>57.217,26</b>	<b>64.104,18</b>	<b>47.554,47</b>	<b>48.604,16</b>	<b>31.992,51</b>	<b>46.405,03</b>	<b>48.718,51</b>	<b>36.092,75</b>	<b>36.543,36</b>
Álava	15.282,21	10.233,88	10.401,47	7.365,80	8.112,20	6.687,01	7.255,31	3.949,23	6.414,85	6.060,88	4.730,49	4.425,26
Guipúzcoa	37.281,06	32.920,78	36.276,69	23.427,88	30.697,21	19.817,41	18.940,73	14.631,10	18.118,47	18.647,42	12.883,39	13.659,69
Vizcaya	39.845,37	39.763,56	47.484,81	26.423,58	25.294,77	21.050,05	22.408,12	13.412,18	21.871,71	24.010,21	18.478,87	18.462,41
<b>Comunidad Valenciana</b>	<b>309.190,11</b>	<b>253.980,92</b>	<b>245.287,18</b>	<b>199.946,81</b>	<b>167.006,35</b>	<b>143.400,54</b>	<b>131.735,70</b>	<b>96.017,57</b>	<b>100.677,85</b>	<b>104.050,74</b>	<b>76.441,90</b>	<b>94.807,07</b>
Valencia	150.727,60	140.887,70	115.083,53	89.718,31	77.086,12	65.144,98	63.078,65	53.901,13	49.178,18	52.037,05	37.459,91	46.205,55
Alicante	105.622,00	69.478,06	80.142,82	69.812,06	51.566,56	44.663,80	40.335,14	24.407,20	29.542,53	30.81		

IMPORTE EFECTOS IMPAGADOS 2010 (en miles de euros)

	enero-10	febrero-10	marzo-10	abril-10	mayo-10	junio-10	julio-10	agosto-10	septiembre-10	octubre-10	noviembre-10	diciembre-10
<b>Andalucía</b>	<b>61.096,62</b>	<b>53.961,51</b>	<b>68.837,68</b>	<b>186.550,93</b>	<b>68.946,06</b>	<b>75.384,73</b>	<b>65.984,83</b>	<b>45.759,89</b>	<b>66.525,74</b>	<b>58.750,25</b>	<b>54.475,52</b>	<b>63.148,37</b>
Almería	7.612,72	4.928,39	9.273,41	6.673,27	5.734,97	8.514,38	6.606,65	4.594,09	14.628,36	6.155,85	5.262,49	7.766,00
Cádiz	5.780,74	5.692,56	6.446,38	6.076,24	4.811,48	5.257,40	6.054,37	7.879,25	5.277,08	10.065,63	7.363,50	4.723,96
Córdoba	9.368,71	7.880,83	9.672,24	82.795,42	17.859,74	13.340,89	9.558,82	5.628,43	8.063,37	8.122,93	7.190,27	7.598,19
Granada	8.543,27	6.333,72	9.257,92	6.260,56	6.991,70	7.985,64	6.934,67	4.115,41	5.378,25	6.179,83	5.671,62	5.443,01
Huelva	2.004,61	3.682,25	3.673,96	5.538,92	2.465,59	1.965,20	2.400,70	1.754,71	3.170,07	2.703,11	2.503,46	2.864,65
Jáen	5.585,94	5.291,82	5.332,14	5.056,42	7.400,80	9.796,54	8.402,66	4.492,33	5.327,23	4.548,60	4.089,58	5.847,54
Málaga	6.971,97	7.139,52	9.443,93	7.610,89	8.110,88	7.396,25	7.255,26	6.847,43	8.664,47	7.291,50	8.800,47	6.210,76
Sevilla	15.228,66	13.012,41	15.737,69	66.539,23	15.570,94	21.128,45	18.771,69	10.448,25	16.016,90	13.682,81	13.593,14	22.694,26
<b>Aragón</b>	<b>24.626,72</b>	<b>23.333,06</b>	<b>26.486,22</b>	<b>20.734,70</b>	<b>20.204,04</b>	<b>22.158,46</b>	<b>19.711,97</b>	<b>16.837,19</b>	<b>27.385,10</b>	<b>21.155,05</b>	<b>17.591,52</b>	<b>28.875,46</b>
Huesca	1.968,77	1.684,37	2.215,26	1.796,29	1.785,14	1.829,97	2.636,96	1.996,22	2.572,39	1.944,99	1.957,66	1.876,40
Teruel	1.627,63	1.494,11	1.707,53	1.775,76	1.680,04	1.500,73	1.251,70	1.590,77	1.945,43	1.851,76	1.228,47	2.607,85
Zaragoza	21.090,32	20.154,58	22.563,44	17.162,65	16.738,86	18.827,77	15.823,31	13.250,20	22.867,28	17.358,30	14.405,39	24.391,21
<b>Asturias</b>	<b>10.054,56</b>	<b>9.184,01</b>	<b>10.477,85</b>	<b>10.121,65</b>	<b>9.212,85</b>	<b>10.547,23</b>	<b>10.627,15</b>	<b>8.335,99</b>	<b>6.621,35</b>	<b>10.000,13</b>	<b>9.426,99</b>	<b>12.163,00</b>
<b>Baleares (Islas)</b>	<b>12.662,48</b>	<b>10.743,66</b>	<b>17.772,27</b>	<b>17.053,52</b>	<b>8.522,74</b>	<b>8.793,18</b>	<b>11.213,91</b>	<b>12.443,96</b>	<b>10.176,67</b>	<b>10.667,31</b>	<b>9.650,60</b>	<b>10.642,35</b>
<b>Islas Canarias</b>	<b>11.764,70</b>	<b>10.006,77</b>	<b>13.103,06</b>	<b>9.837,24</b>	<b>10.151,28</b>	<b>10.579,01</b>	<b>11.547,86</b>	<b>8.568,61</b>	<b>9.663,64</b>	<b>10.446,54</b>	<b>12.494,07</b>	<b>12.136,20</b>
S.C. Tenerife	6.458,26	5.030,95	6.905,49	5.703,87	5.450,09	5.452,42	5.600,39	4.469,62	4.991,43	6.223,32	6.263,27	6.719,47
Palmas (Las)	5.306,44	4.975,82	6.197,57	4.133,37	4.701,19	5.126,59	5.947,47	4.099,19	4.672,21	4.225,22	6.230,80	5.416,74
<b>Cantabria</b>	<b>5.670,52</b>	<b>3.845,51</b>	<b>3.866,54</b>	<b>4.561,21</b>	<b>4.408,13</b>	<b>3.310,69</b>	<b>4.252,18</b>	<b>3.181,72</b>	<b>3.375,04</b>	<b>4.789,86</b>	<b>3.731,93</b>	<b>3.659,06</b>
<b>Castilla La Mancha</b>	<b>28.651,96</b>	<b>17.027,72</b>	<b>22.637,43</b>	<b>19.322,31</b>	<b>18.249,40</b>	<b>18.939,93</b>	<b>20.209,14</b>	<b>14.562,68</b>	<b>17.111,41</b>	<b>20.374,93</b>	<b>19.148,08</b>	<b>20.094,81</b>
Albacete	7.652,63	5.792,49	5.323,66	3.812,37	3.915,60	3.777,13	3.353,24	3.473,85	3.669,14	3.622,44	3.402,32	5.396,03
Ciudad Real	5.671,94	3.892,77	9.430,24	7.884,48	7.262,08	8.170,26	8.709,31	4.972,80	3.293,72	4.539,80	3.323,82	3.931,76
Cuenca	1.400,74	877,35	1.103,97	967,96	1.034,86	983,96	1.583,35	749,97	1.172,27	804,40	913,55	1.433,52
Guadalajara	5.265,38	735,50	928,41	986,42	845,57	1.189,20	1.500,25	1.074,34	3.866,88	5.822,19	6.000,99	2.316,41
Toledo	8.661,26	5.729,62	5.851,15	5.671,09	5.191,29	4.819,38	5.063,00	4.291,73	5.109,41	5.586,11	5.507,41	7.017,09
<b>Castilla y León</b>	<b>21.273,17</b>	<b>20.490,37</b>	<b>25.167,78</b>	<b>21.280,30</b>	<b>22.336,75</b>	<b>19.631,97</b>	<b>21.070,51</b>	<b>17.235,07</b>	<b>19.612,52</b>	<b>21.721,95</b>	<b>20.497,79</b>	<b>21.791,03</b>
Ávila	951,32	520,02	782,29	579,66	593,32	612,89	636,56	435,29	691,39	634,56	687,16	687,16
Burgos	3.702,80	3.819,42	3.578,25	3.432,95	4.026,88	3.130,36	3.332,82	2.453,87	3.632,67	4.017,61	4.001,76	4.230,13
León	3.871,52	3.709,96	4.296,11	3.511,89	4.195,85	3.576,72	3.260,70	2.983,32	3.713,34	4.175,67	3.976,18	4.461,38
Palencia	595,02	630,73	722,88	429,54	622,49	611,96	1.554,29	925,07	952,31	719,52	817,65	896,21
Salamanca	2.940,70	3.195,38	5.131,11	5.813,77	2.315,12	2.831,18	2.869,55	3.096,68	2.302,69	2.582,80	2.643,54	2.590,80
Segovia	1.271,51	1.143,10	1.575,68	1.000,90	1.095,79	1.699,39	1.381,23	1.381,09	1.471,18	1.118,22	1.030,96	1.164,68
Soria	560,05	611,88	1.553,83	740,42	540,03	827,82	640,09	834,75	638,90	1.150,23	1.019,26	1.271,63
Valladolid	5.086,74	4.472,39	4.753,57	4.115,32	7.705,87	4.784,03	5.753,63	3.863,38	4.970,03	6.086,37	5.018,74	5.234,72
Zamora	2.293,52	2.387,50	2.774,07	1.655,85	1.241,41	1.557,65	1.641,63	1.261,63	1.240,03	1.273,43	1.355,14	1.254,32
<b>Cataluña</b>	<b>184.126,21</b>	<b>147.357,28</b>	<b>169.998,83</b>	<b>139.971,38</b>	<b>150.096,74</b>	<b>142.333,62</b>	<b>146.241,01</b>	<b>123.940,94</b>	<b>161.545,85</b>	<b>155.197,00</b>	<b>143.054,54</b>	<b>156.483,77</b>
Barcelona	152.003,72	126.638,58	139.333,28	116.313,65	125.425,70	120.225,28	124.297,09	105.458,61	140.974,25	133.798,96	123.629,90	133.699,65
Girona	15.424,73	8.749,58	11.748,15	12.836,40	13.187,63	11.927,78	9.388,43	8.285,75	9.573,98	10.161,19	9.068,12	11.744,78
Lleida	7.178,85	6.664,80	8.196,87	6.174,90	6.022,76	5.173,85	6.985,21	5.434,79	6.084,50	5.888,10	4.817,26	5.553,58
Tarragona	9.518,90	5.304,33	10.720,54	4.646,43	5.460,65	5.006,71	5.570,28	4.761,79	4.913,12	5.348,75	5.539,25	5.485,76
<b>Extremadura</b>	<b>8.697,10</b>	<b>7.642,65</b>	<b>8.380,63</b>	<b>7.330,65</b>	<b>5.252,00</b>	<b>5.995,39</b>	<b>6.110,26</b>	<b>6.005,70</b>	<b>7.849,72</b>	<b>7.257,80</b>	<b>8.260,22</b>	<b>7.467,37</b>
Badajoz	6.646,65	5.386,75	6.202,02	5.280,74	3.988,56	4.479,75	4.572,87	4.454,06	6.048,50	5.302,88	6.447,65	5.357,15
Cáceres	2.050,45	2.255,90	2.178,61	2.049,92	1.263,45	1.515,64	1.537,39	1.551,64	1.801,22	1.954,92	1.812,57	2.110,22
<b>Galicia</b>	<b>42.136,92</b>	<b>36.744,41</b>	<b>37.942,97</b>	<b>29.424,42</b>	<b>27.632,59</b>	<b>31.277,79</b>	<b>26.796,08</b>	<b>22.921,92</b>	<b>31.457,42</b>	<b>28.678,54</b>	<b>29.887,36</b>	<b>31.931,13</b>
Coruña (A)	16.237,46	14.379,82	16.609,69	13.394,80	13.229,16	15.194,95	12.079,74	9.226,11	12.839,39	11.757,65	13.746,86	13.157,96
Lugo	3.144,30	2.609,02	2.928,25	2.900,20	2.003,21	1.830,77	1.916,48	1.921,92	2.921,84	2.091,04	2.023,27	2.497,18
Ourense	2.407,75	2.334,96	3.540,27	2.432,40	2.284,80	2.572,17	2.020,92	1.871,33	2.292,92	1.918,97	1.968,17	2.551,04
Pontevedra	20.347,42	17.420,61	14.864,77	10.697,02	10.115,43	11.679,90	10.778,94	9.902,55	13.403,27	12.910,88	12.149,06	13.724,96
<b>Rioja (La)</b>	<b>5.491,78</b>	<b>5.089,74</b>	<b>6.321,00</b>	<b>4.858,93</b>	<b>4.479,09</b>	<b>5.155,91</b>	<b>4.995,31</b>	<b>3.649,18</b>	<b>5.080,39</b>	<b>6.012,03</b>	<b>5.741,00</b>	<b>5.808,04</b>
<b>Madrid</b>	<b>139.758,38</b>	<b>108.810,16</b>	<b>118.299,97</b>	<b>122.910,64</b>	<b>137.619,20</b>	<b>133.594,11</b>	<b>140.294,47</b>	<b>90.318,66</b>	<b>84.807,10</b>	<b>100.146,21</b>	<b>95.940,38</b>	<b>94.153,75</b>
<b>Murcia</b>	<b>28.109,62</b>	<b>20.767,57</b>	<b>22.269,29</b>	<b>20.495,53</b>	<b>19.606,99</b>	<b>17.666,15</b>	<b>21.355,67</b>	<b>16.398,55</b>	<b>21.494,35</b>	<b>21.368,92</b>	<b>20.811,45</b>	<b>21.863,26</b>
<b>Navarra</b>	<b>15.982,46</b>	<b>12.707,14</b>	<b>15.105,27</b>	<b>12.125,11</b>	<b>10.562,08</b>	<b>9.102,95</b>	<b>10.331,10</b>	<b>7.093,59</b>	<b>10.015,72</b>	<b>10.493,00</b>	<b>8.011,74</b>	<b>11.516,50</b>
<b>Pais Vasco</b>	<b>44.098,84</b>	<b>33.321,78</b>	<b>39.567,76</b>	<b>29.050,97</b>	<b>35.754,74</b>	<b>35.484,00</b>	<b>35.584,58</b>	<b>27.451,71</b>	<b>39.102,49</b>	<b>40.338,29</b>	<b>37.104,72</b>	<b>38.256,65</b>
Álava	5.786,34	3.737,53	5.324,07	4.473,35	4.532,19	4.525,36	4.600,16	3.913,36	5.491,25	5.589,55	4.036,44	5.038,49
Guipúzcoa	19.367,38	15.317,61	15.916,16	13.220,38	17.578,49	16.325,92	17.483,87	12.088,58	16.963,21	17.787,50	16.524,50	16.682,20
Vizcaya	18.945,11	14.266,64	18.327,53	11.357,24	13.644,05	14.632,72	13.500,55	11.449,77	16.648,03	16.961,24	16.543,78	16.535,97
<b>Comunidad Valenciana</b>	<b>100.492,29</b>	<b>66.696,53</b>	<b>79.849,94</b>	<b>62.332,66</b>	<b>61.894,80</b>	<b>64.264,74</b>	<b>59.430,79</b>	<b>45.197,67</b>	<b>66.439,10</b>	<b>69.923,38</b>	<b>64.717,61</b>	<b>73.315,54</b>
Valencia	42.461,93	31.079,11	39.924,23	32.603,65	30.850,49	31.034,88	30.977,01	22.844,59	38.878,57	40.424,81	35.598,32	38.907,33
Alicante	36.470,63	20.633,79	21.933,44	17.672,22	21.298,07	24.294,93	18.905,10	15.151,03	17.528,42	19.512,62	20.272,93	24.556,89
Castellón	21.559,72	14.983,63	17.992,28	12.056,80	9.746,24	8.934,93	9.548,69	7.202,06	10.032,11	9.985,		